

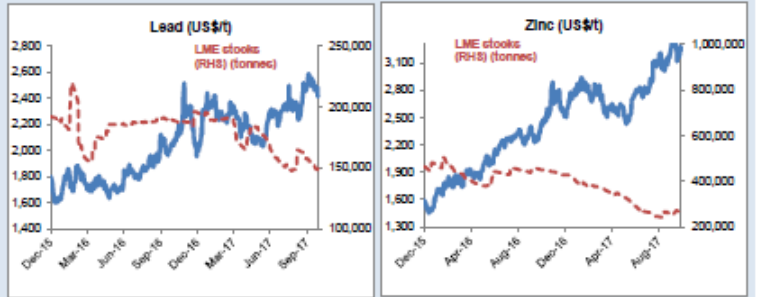
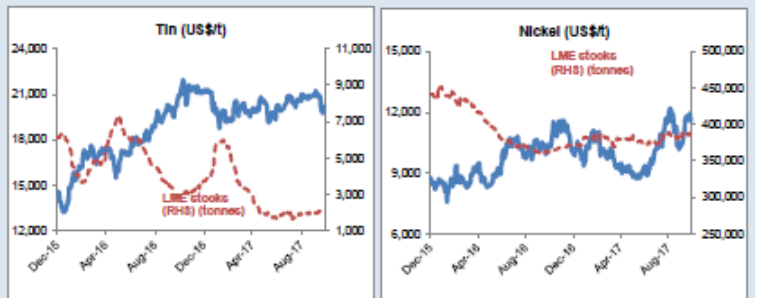
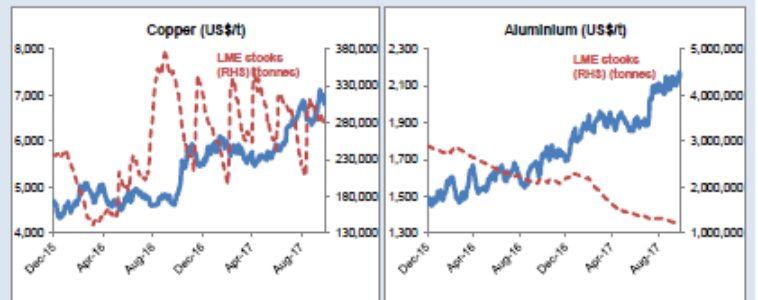
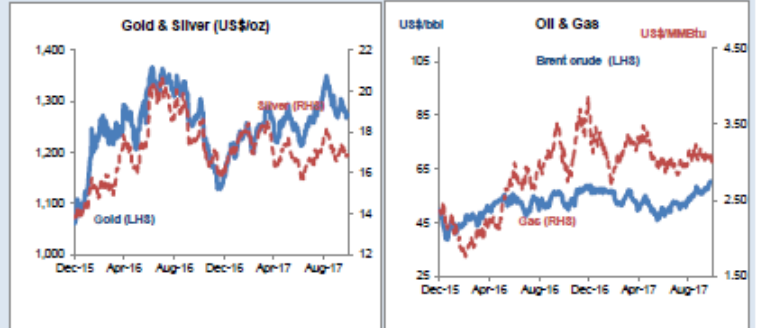


# Daily Resources Overview

## Commodity price movement

Commodity	Price	1D %ch	1M %ch	1Y %ch	YTD %ch
<b>Precious Metals (COMEX)</b>					
Gold (US\$/oz)	1273.35	0.2	-1.3	0.0	10.5
Silver (US\$/oz)	16.86	-0.4	1.2	-5.0	5.9
Platinum (US\$/oz)	917.50	-0.8	-0.4	-4.9	1.5
<b>Industrial Metals (LME)</b>					
Copper (US\$/t)	6800.50	-2.3	6.4	42.2	23.1
Aluminium (US\$/t)	2150.25	-1.2	2.1	26.8	26.2
Lead (US\$/t)	2411.25	-2.6	-1.7	18.6	20.6
Zinc (US\$/t)	3230.00	-1.3	2.6	37.1	26.3
Tin (US\$/t)	19875.00	0.1	-4.0	-2.5	-5.9
Nickel (US\$/t)	11546.00	-1.5	13.7	11.8	15.9
<b>Bulks</b>					
Iron Ore (US\$/t)	60.08	-2.3	-6.3	-4.7	-23.8
Coking Coal (US\$/t)	178.40	0.3	-9.9	-29.3	-21.1
Thermal Coal (US\$/t)	98.25	3.6	-1.2	11.1	4.0
<b>Energy</b>					
Brent Crude (US\$/bbl)	60	1.9	5.0	9.1	2.9
Natural Gas (US\$/MMBtu)	2.94	-3.4	-4.7	-3.3	-20.0
Uranium (US\$/lb)	20.10	-0.7	-2.7	1.8	-1.7
<b>Softs</b>					
Wheat (US\$/bu)	427	-1.0	-7.4	-13.9	-8.1
Sugar (US\$/lb)	15	3.7	5.8	-29.0	-21.3
Corn (US\$/bu)	349	-0.5	-1.5	-11.3	-8.2
Soy (US\$/bu)	987	0.4	1.0	-1.8	-0.7
Cotton (US\$/lb)	68	0.0	-1.6	-2.2	-3.5
<b>Other</b>					
CRB Comdty Index	428	-0.4	-0.2	6.3	1.2

## Monday 30 October 2017



## Global resource share price movement

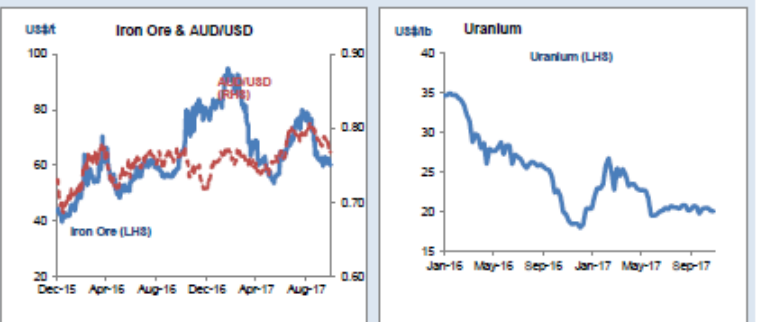
Company Name	Sector	1D %ch	1M %ch	1Y %ch	YTD %ch
Barrick Gold	Gold	1.2	-8.8	-14.1	-8.1
Newmont	Gold	0.0	-4.6	1.2	5.1
Goldcorp	Gold	1.4	1.1	-11.6	-3.7
Anglo Platinum	Platinum	0.4	12.2	17.7	46.4
Anglo American	Diversified	-0.9	5.9	29.0	22.3
BHP Billiton PLC	Diversified	-1.1	3.1	15.7	6.1
Rio Tinto PLC	Diversified	-0.3	2.3	25.5	12.5
Teck Resources	Diversified	-0.1	1.9	-5.1	-0.3
Glencore	Diversified	-3.0	7.4	52.7	34.6
Vale	Iron Ore	-0.5	2.2	45.3	29.4
Fortescue	Iron Ore	-1.6	-6.8	-13.1	-18.7
South32	Diversified	4.8	5.8	36.8	25.8
China Shenhua	Coal	0.3	1.7	35.2	50.4
Freeport McMoRan	Copper	-3.8	0.6	29.3	7.1
Antofagasta	Copper	-3.0	0.8	80.1	41.7
Alcoa	Aluminium	-2.5	2.8	126.2	70.6
Chinalco	Aluminium	-5.5	-9.4	118.2	98.4
Rusal	Aluminium	0.2	-10.9	91.6	60.1
Norisk Nickel	Nickel	-1.2	6.1	20.5	8.8
Timah PT	Tin	0.0	2.5	-5.6	-22.3
Boliden	Zinc	-0.7	5.9	39.4	22.7
Cameco	Uranium	-6.3	-11.7	0.2	-24.2
Arcelor Mittal	Steel	-1.7	14.6	36.4	18.8

## Commodity currency exchange rates (note: red = weakness against US\$)

Cross-rate	Spot	1D %ch	1M %ch	1Y %ch	YTD %ch
AUD/USD	0.77	0.0	-1.9	0.9	6.5
USD/ZAR	14.11	0.0	-3.6	-4.5	-2.6
USD/BRL	3.24	1.9	-1.3	-2.1	0.6
USD/CAD	1.28	-0.1	-2.4	4.6	4.8
USD/RUB	58.18	-0.1	-0.5	9.0	5.8
USD/CNY	6.65	-0.1	-0.1	2.0	4.4

## LME warehouse inventories

Commodity	Tonnes	1D %ch	1M %ch	1Y %ch	YTD %ch
Copper	272,625	-1.1	-9.7	-17.7	-15.4
Aluminium	1,196,800	0.4	-6.5	-44.3	-45.8
Lead	149,575	0.8	-5.0	-20.6	-23.3
Zinc	260,825	-0.6	0.6	-42.2	-39.0
Tin	2,095	0.0	1.2	-27.9	-44.1
Nickel	384,294	-0.4	-0.2	6.1	3.5



## PRECIOUS METALS COMMENTARY

There is still some optimism in the gold market among some analysts despite the threat of further weakness in the near term as the **U.S. dollar** has broken out of a more than three-month range.

**Gold** is preparing to end its second week in negative territory; however, analysts note some resilience in the marketplace as prices have managed to hold above the lows seen three weeks ago. **December gold** futures last traded at \$1,272.40 an ounce, down less than 1% from the previous week.

**Silver prices** are also ending its second week in negative territory. December silver futures last traded at \$16.745 an ounce, down almost 2% since last Friday.

“I think \$1,260 an ounce represents a major support level in gold and while we could see price dip below, I think it will be difficult to see a close below this level,” said **Bill Baruch**, president of Blue Line Futures.

Baruch added that he is optimistic on gold because a lot of negative sentiment, like an improving economy and higher interest rates, are already priced into the market.

“Ultimately, if you are a gold seller, you have already sold so I expect that any dip below \$1,260 an ounce will be bought,” he said.

Ole Hansen, head of commodity Strategy at Saxo Bank, said in a recent interview with Kitco News that he remains bullish as long as prices remain above the October lows. He added that he would shift to a bearish stance if prices pushed below \$1,250 an ounce.

According to analysts, the main hurdle for gold remains the **U.S. dollar**, with the dollar index ending the week at its highest level in more than four months. However, Baruch added that he could see U.S. dollar momentum hit a brick wall at 96.

A federal grand jury on Friday approved the first charges in the investigation into alleged Russian meddling in the 2016 U.S. presidential election, a source briefed on the matter told Reuters. The indictment was sealed under orders from a federal judge so it was not clear what the charges were or who the target was, the source said, adding that it could be unsealed as early as Monday. The filing of charges by the grand jury in Washington was first reported on Friday by CNN, which said the target could be taken into custody as soon as Monday. U.S. intelligence agencies concluded in January that Russia interfered in the election to try to help President Donald Trump defeat Democratic candidate Hillary Clinton through a campaign of hacking and releasing embarrassing emails, and disseminating propaganda via social media to discredit her campaign. Source: Kitco

## AUSTRALIA MARKET COMMENTARY

Australian shares are poised to pop at the open as a surge in the FANG stocks lifted Wall Street to fresh records. ASX futures were up 34 points. The Australian dollar edged up 0.2 per cent. Strong results from Amazon.com, Alphabet, Microsoft and Intel were all that the bulls needed. Amazon surged 13 per cent, and in the process making founder Jeff Bezos the world's richest person at \$US93.8 billion - more than \$US5 billion clear of Bill Gates.

The benchmark S&P/ASX200 Index lost 13 points, or 0.2 per cent, to end the day at 5903, and the broader All Ordinaries declined by the same amount in points and percentage terms to end at 5969 on Friday. Over the week, the ASX200 finished down 0.1 per cent and the broader market managed a flat performance. A dip in the iron ore price weighed on BHP Billiton and Fortescue Metals, which finished down 0.2 per cent and 1.6 per cent on Friday. For the week, BHP rose 1.2 per cent and Fortescue rose 0.8 per cent respectively. Rio Tinto managed a 1.3 per cent gain for the week, after adding 0.5 per cent on Friday.



RIO DAILY CHART (Source: Thomson Reuters)

## US MARKET COMMENTARY

**Donald Trump took to social media on Friday evening to tease next week’s grand reveal of his nominee to chair the Federal Reserve.** In a video on Instagram, Mr Trump said the nominee “will be a person who hopefully will do a fantastic job.” S&P and Fitch have left their ratings on the UK unchanged, just weeks after a third agency, Moody’s, issued an unexpected downgrade. While S&P and Fitch each stuck by their AA ratings on the UK, both agencies cited concerns about the uncertainty surrounding the Brexit process to justify their respective negative outlooks on the country.

Wall Street ended in the green again last week on the back of strong tech earnings and upbeat US economic growth, which helped propel the S&P 500 to its longest string of weekly gains since 2014. The S&P 500 rose 0.8 per cent on Friday to close at a record high of 2,580.65, taking its weekly advance to 0.2 per cent. Tech shares led the gains on the benchmark index, rising roughly 3 per cent on the week following strong results from **Alphabet, Microsoft, Intel.** Tech was followed closely by consumer discretionary sector, up 1.1 per cent on the back of Amazon’s blockbuster results. Those gains were partially offset by a 3.4 per cent slump in telecoms following disappointing results from AT&T, and a 2 per cent slide in healthcare stocks.



Alphabet Daily Chart (Source - Thomson Reuters)

### General Advice Warning

The contents of this document have been prepared without taking account of your objectives, financial situation or needs. You should, before taking any action to acquire or deal in, or follow a recommendation (if any) in respect of any of the financial products or information mentioned in this document, consult your own investment advisor to consider whether that is appropriate having regard to your own objectives, financial situation and needs. Whilst State One Stockbroking Ltd believes information contained in this document is based on information which is believed to be reliable, its accuracy and completeness are not guaranteed and no warranty of accuracy or reliability is given or implied and no responsibility for any loss or damage arising in any way for any representation, act or omission is accepted by State One Stockbroking Ltd or any officer, agent or employee of State One Stockbroking Ltd. If applicable, you should obtain the Product Disclosure Statement relating to the relevant financial product mentioned in this document (which contains full details of the terms and conditions of the financial product) and consider it before making any decision about whether to acquire the financial product.

### Disclosure

The directors and associated persons of State One Stockbroking Ltd may have an interest in the financial products discussed in this document and they may earn brokerage, commissions, fees and advantages, pecuniary or otherwise, in connection with the making of a recommendation or dealing by a client in such financial products. State One Stockbroking Ltd has also received a commission on the preparation of this research note. The Research Analyst who prepared this report hereby certifies that the views expressed in this research document accurately reflect the analyst's personal views about the company and its financial products. The research analyst has not been and will not be receiving direct or indirect compensation for expressing the specific recommendations or views in this report. This research at all times remains the property of State One Stockbroking Ltd. And as such cannot be reprinted, distributed, copied, posted on the internet, in part or whole, without written prior approval from the Executive Director of State One Stockbroking Ltd.

Alan Hill  
Executive Chairman  
Phone: +61 8 9288 3388  
[ahill@stateone.com.au](mailto:ahill@stateone.com.au)

Ric Heydon  
Equities & Derivatives Advisor  
Phone: +61 8 9288 3307  
[rheydon@stateone.com.au](mailto:rheydon@stateone.com.au)

Mark Sullivan  
Institutional Dealer  
Phone: +61 2 9024 9134  
[msullivan@stateone.com.au](mailto:msullivan@stateone.com.au)

Thomas Tan  
Equities Advisor  
Phone: +61 2 9024 9131  
[ttan@stateone.com.au](mailto:ttan@stateone.com.au)

Morris Levitzke  
Equities Advisor  
Phone: +61 8 9288 3315  
[mlevitzke@stateone.com.au](mailto:mlevitzke@stateone.com.au)

Graeme Johnson  
Equities & Derivatives Advisor  
Phone: +61 8 9288 3316  
[gjohnson@stateone.com.au](mailto:gjohnson@stateone.com.au)

Yitz Barber  
Equities Advisor  
Phone: +61 2 9024 9107  
[ybarber@stateone.com.au](mailto:ybarber@stateone.com.au)

Tammie Wong  
Equities Advisor  
Phone: +61 2 9024 9133  
[twong@stateone.com.au](mailto:twong@stateone.com.au)

Dawn Chia  
Business Development Manager  
Phone: +61 8 9288 3336  
[Dawn.Chia@stateone.com.au](mailto:Dawn.Chia@stateone.com.au)

David Zhang  
Equities Advisor  
Phone: +61 2 9024 9130  
[dzhang@stateone.com.au](mailto:dzhang@stateone.com.au)

David Brennan  
Senior Investment Analyst  
Phone: +61 2 9024 9142  
[dbrennan@stateone.com.au](mailto:dbrennan@stateone.com.au)

**Disclosure:** State One Stockbroking Ltd ABN 95 092 989 083 is holder of AFS Licence Number 247100 and an ASX and Chi-X Market Participant. State One Stockbroking Ltd and/or its associated entities, directors, authorised representatives, employees and associated persons of State One may have an interest in the financial products discussed in this document and they may earn brokerage, commissions, fees and advantages, pecuniary or otherwise, in connection with the making of a recommendation or dealing by a client in such financial products. Further, State One Stockbroking Ltd and/or its affiliated companies may have acted as manager or co-manager of a public offering of any such securities or may have provided corporate finance to the companies referred to in the report. Whilst State One Stockbroking Ltd and its related companies believes information contained in this document is based on information which is believed to be reliable, its accuracy and completeness are not guaranteed and no warranty of accuracy or reliability is given or implied and no responsibility for any loss or damage arising in any way for any representation, act or omission is accepted by State One or any officer, agent or employee of State One Stockbroking Ltd or any related company. Nor do they accept any liability or responsibility arising in any way (including negligence) for errors in, or omissions from, this document or advice.