



Daily Resources Overview

Commodity price movement

Commodity	Price	1D %ch	1M %ch	1Y %ch	YTD %ch
Precious Metals (COMEX)					
Gold (US\$/oz)	1281.84	1.0	0.7	-2.5	10.9
Silver (US\$/oz)	17.25	2.5	2.6	-8.4	8.4
Platinum (US\$/oz)	936.70	1.7	2.3	-6.1	3.7
Industrial Metals (LME)					
Copper (US\$/t)	6937.00	1.1	4.8	39.4	25.6
Aluminium (US\$/t)	2151.25	-0.7	1.0	25.4	26.2
Lead (US\$/t)	2503.00	1.8	-0.5	20.0	25.2
Zinc (US\$/t)	3264.00	0.4	-1.0	34.1	27.6
Tin (US\$/t)	19450.00	-0.5	-5.4	-8.7	-7.9
Nickel (US\$/t)	12870.00	1.5	22.4	23.5	29.2
Bulks					
Iron Ore (US\$/t)	63.36	5.8	1.8	-2.5	-19.7
Coking Coal (US\$/t)	179.80	0.1	-3.0	-33.5	-20.4
Thermal Coal (US\$/t)	97.46	-0.8	2.0	-1.5	3.2
Energy					
Brent Crude (US\$/bbl)	64	3.5	16.0	25.7	9.5
Natural Gas (US\$/MMBtu)	3.19	3.8	5.2	9.9	-13.3
Uranium (US\$/lb)	20.40	0.0	-0.5	8.5	-0.2
Softs					
Wheat (US\$/bu)	431	1.2	-2.9	-12.9	-7.4
Sugar (US\$/lb)	15	1.3	4.1	-26.8	-21.6
Com (US\$/bu)	348	-0.1	-0.6	-10.1	-8.4
Soy (US\$/bu)	994	0.7	1.1	1.1	0.1
Cotton (US\$/lb)	69	0.2	-0.9	0.5	-2.5
Other					
CRB Comdty Index	429	-0.6	0.3	6.1	1.5

Global resource share price movement

Company Name	Sector	1D %ch	1M %ch	1Y %ch	YTD %ch
Barrick Gold	Gold	0.1	-15.6	-23.3	-12.3
Newmont	Gold	0.9	-4.4	-3.8	6.8
Goldcorp	Gold	1.6	0.1	-13.0	-2.1
Anglo Platinum	Platinum	4.1	17.7	28.8	58.1
Anglo American	Diversified	1.5	1.8	40.7	30.0
BHP Billiton PLC	Diversified	2.6	4.0	21.9	10.4
Rio Tinto PLC	Diversified	1.3	1.7	38.4	19.5
Teck Resources	Diversified	2.8	-5.1	-2.9	1.7
Glencore	Diversified	-0.8	2.5	60.8	37.8
Vale	Iron Ore	2.2	7.6	55.6	36.6
Fortescue	Iron Ore	0.0	-7.2	-12.2	-18.5
South32	Diversified	-1.7	6.6	40.9	29.1
China Shenhua	Coal	-1.5	-2.6	28.6	53.5
Freeport McMoRan	Copper	3.5	2.2	32.5	11.0
Antofagasta	Copper	-0.1	-0.9	86.1	46.5
Alcoa	Aluminium	0.4	-0.4	87.7	68.4
Chinalco	Aluminium	-0.3	-15.4	100.7	87.5
Rusal	Aluminium	0.6	-11.8	98.9	66.2
Norilsk Nickel	Nickel	1.1	14.4	38.7	20.4
Timah PT	Tin	-0.5	4.0	-22.6	-15.8
Boliden	Zinc	0.4	2.5	47.6	25.9
Cameco	Uranium	2.1	-5.2	0.1	-21.2
Arcelor Mittal	Steel	-0.4	11.5	42.8	20.6

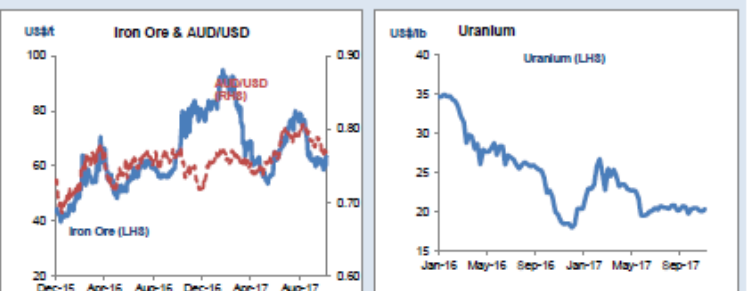
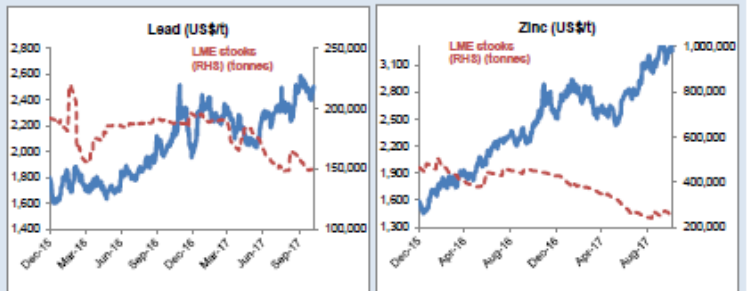
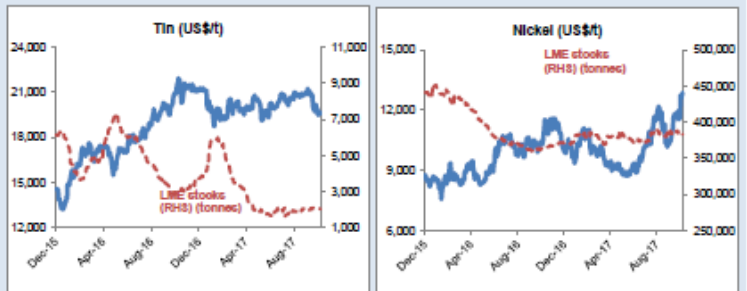
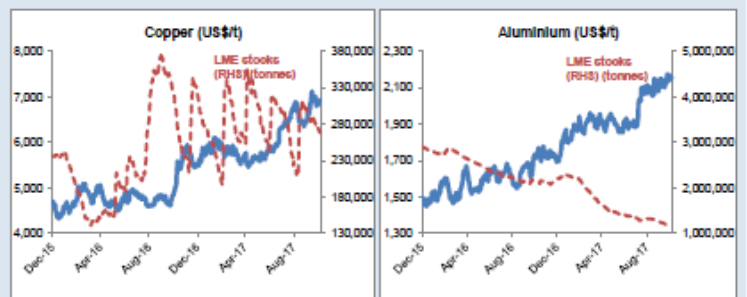
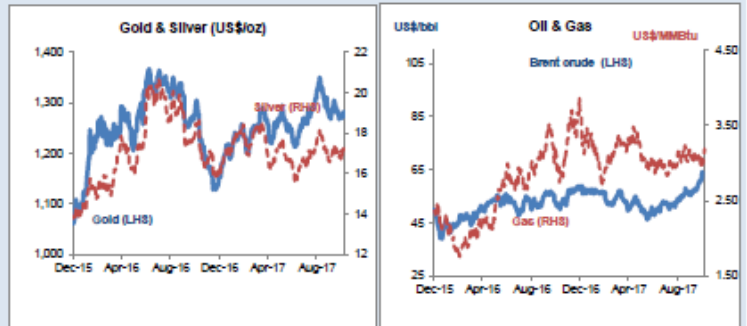
Commodity currency exchange rates (note: red = weakness against US\$)

Cross-rate	Spot	1D %ch	1M %ch	1Y %ch	YTD %ch
AUD/USD	0.77	0.5	-1.0	-0.5	6.7
USD/ZAR	14.09	0.9	-2.5	-5.2	-2.5
USD/BRL	3.25	1.9	-3.0	-1.4	0.1
USD/CAD	1.27	0.4	-1.4	5.2	5.8
USD/RUB	58.31	1.3	-0.3	9.2	5.5
USD/CNY	6.63	0.1	0.3	2.2	4.7

LME warehouse inventories

Commodity	Tonnes	1D %ch	1M %ch	1Y %ch	YTD %ch
Copper	268,450	-0.7	-8.5	-12.0	-16.7
Aluminium	1,179,075	-0.2	-5.4	-44.7	-46.5
Lead	147,700	-0.5	-4.8	-21.6	-24.2
Zinc	246,500	-1.1	-1.7	-45.1	-42.4
Tin	2,070	0.0	5.1	-29.9	-44.7
Nickel	383,370	-0.2	-0.8	5.4	3.3

Tuesday 07 November 2017



PRECIOUS METALS COMMENTARY

Gold and silver prices were ending the U.S. day session with good gains Monday. The metals were supported by a combination of safe-haven demand and surging crude oil prices that have hit a two-year high. The marketplace is just a bit unnerved to start the trading week, as a major shake-up occurred in Saudi Arabia's ruling system over the weekend. Saudi princes and businessmen were arrested to weed out corruption, according to the Saudi Kingdom. The news helped to lift gold and silver, also gave oil prices a boost.

Nymex and Brent **crude oil** futures prices rallied sharply today and hit two-year highs. The rally in the oil market, arguably the leader of the raw commodity sector, is an underlying bullish element for the metals markets. If oil prices continue to rally, many raw commodity markets, including the precious metals, will be pulled along for the ride. However, the sledding will get much tougher for the oil market bulls as WTI prices push toward \$60.00 a barrel.

The other key "outside market" on Monday saw the **U.S. dollar index** weaker. The greenback bulls have the slight overall near-term technical advantage. The U.S. currency has been boosted recently on the prospects of the U.S. government passing tax-cuts legislation that would give a boost to businesses and the economy. If the U.S. dollar continues to appreciate it will be a drag on the precious metals markets. Reason: Most metals on the world markets are priced in U.S. dollars. A rising dollar makes those metals more expensive to purchase in non-U.S. currency. Source: Kitco

2 Year Gold London Fix PM Daily with 30 and 200-day moving averages



AUSTRALIA MARKET COMMENTARY

Gloom over Westpac's disappointing earnings spread to the rest of the banking sector on Monday, pulling the index marginally lower as it retreated from the key 6000 level it came close to breaching last week. The S&P/ASX 200 index eased 6 points to 5953, while the All Ordinaries index lost 3 points to 6027. The Australian market is nearing the psychologically significant 6000 level as other markets hit record highs.

Gains in the US at the end of last week had set the Australian market up for a firmer start on Monday but that was before Westpac announced a profit figure that just missed analyst expectations. The news sent its shares down 2.2 per cent, while CBA and ANZ shares fell 0.5 per cent, while NAB lost 0.7 per cent.

Orica was another earnings-related loser, dropping 9.8 per cent after revealing that higher gas and ammonia prices cost it an extra \$59 million in 2017, alongside slightly lower revenues and underlying profits than last year. Analysts also detected the potential for an earnings downgrade following management comments.



Westpac Daily Chart (Source: Thomson Reuters)

US MARKET COMMENTARY

Geopolitical risk was once again back on investors' radar, with gold and US government bonds in demand on Monday after Saudi Arabia's leadership moved over the weekend to consolidate power around its young crown prince. Uncertainty over the geopolitical fallout from the kingdom's arrests of dozens of princes and business tycoons pushed yields on the benchmark 10-year Treasury down nearly 3 basis points to 2.3127 per cent, its lowest level in over two weeks. Yield moves inversely to price.

Walt Disney has held talks with Rupert Murdoch's 21st Century Fox about acquiring most of the company — including its stake in Sky — in a potentially controversial combination that would reshape the media landscape if it leads to a deal, people briefed on the talks said. The talks, which were first reported by CNBC, are currently not active, one person who was involved in the negotiations said.

JCPenney shares were poised for their best day since February 2016 after the department store chain's announcement late on Friday that it was realigning its merchandising operations. JCPenney shares jumped 10.1 per cent to \$2.61 on Monday. That positioned them for their best day in more than 20 months after the company said that the position of chief merchant has been eliminated and that current merchandising chief John Tighe, who was promoted to the role in 2015, will be leaving the company to "pursue other opportunities".

Oil surged above \$64 a barrel to the highest level in two years on Monday after Saudi Arabia's crackdown on dozens of princes and business tycoons raised concerns about stability and policymaking in the world's largest crude exporter. The sharp move in Brent crude, the international benchmark, came shortly after Saudi officials warned that they had found "widespread corruption" among the suspects detained in the weekend sweep and threatened to freeze assets of those being held.

At mid-afternoon in New York, the S&P 500 was up 0.1 per cent at 2,591, after touching an all-time intraday peak of 2,592.32. The tech-heavy Nasdaq Composite, up 0.3 per cent, and the Dow Jones Industrial Average, 0.1 per cent higher, also hit record peaks.

General Advice Warning

The contents of this document have been prepared without taking account of your objectives, financial situation or needs. You should, before taking any action to acquire or deal in, or follow a recommendation (if any) in respect of any of the financial products or information mentioned in this document, consult your own investment advisor to consider whether that is appropriate having regard to your own objectives, financial situation and needs. Whilst State One Stockbroking Ltd believes information contained in this document is based on information which is believed to be reliable, its accuracy and completeness are not guaranteed and no warranty of accuracy or reliability is given or implied and no responsibility for any loss or damage arising in any way for any representation, act or omission is accepted by State One Stockbroking Ltd or any officer, agent or employee of State One Stockbroking Ltd. If applicable, you should obtain the Product Disclosure Statement relating to the relevant financial product mentioned in this document (which contains full details of the terms and conditions of the financial product) and consider it before making any decision about whether to acquire the financial product.

Disclosure

The directors and associated persons of State One Stockbroking Ltd may have an interest in the financial products discussed in this document and they may earn brokerage, commissions, fees and advantages, pecuniary or otherwise, in connection with the making of a recommendation or dealing by a client in such financial products. State One Stockbroking Ltd has also received a commission on the preparation of this research note. The Research Analyst who prepared this report hereby certifies that the views expressed in this research document accurately reflect the analyst's personal views about the company and its financial products. The research analyst has not been and will not be receiving direct or indirect compensation for expressing the specific recommendations or views in this report. This research at all times remains the property of State One Stockbroking Ltd. And as such cannot be reprinted, distributed, copied, posted on the internet, in part or whole, without written prior approval from the Executive Director of State One Stockbroking Ltd.

Alan Hill
Executive Chairman
Phone: +61 8 9288 3388
ahill@stateone.com.au

Ric Heydon
Equities & Derivatives Advisor
Phone: +61 8 9288 3307
rheydon@stateone.com.au

Mark Sullivan
Institutional Dealer
Phone: +61 2 9024 9134
msullivan@stateone.com.au

Thomas Tan
Equities Advisor
Phone: +61 2 9024 9131
ttan@stateone.com.au

Morris Levitzke
Equities Advisor
Phone: +61 8 9288 3315
mlevitzke@stateone.com.au

Graeme Johnson
Equities & Derivatives Advisor
Phone: +61 8 9288 3316
gjohnson@stateone.com.au

Yitz Barber
Equities Advisor
Phone: +61 2 9024 9107
ybarber@stateone.com.au

Tammie Wong
Equities Advisor
Phone: +61 2 9024 9133
twong@stateone.com.au

Dawn Chia
Business Development Manager
Phone: +61 8 9288 3336
Dawn.Chia@stateone.com.au

David Zhang
Equities Advisor
Phone: +61 2 9024 9130
dzhang@stateone.com.au

David Brennan
Senior Investment Analyst
Phone: +61 2 9024 9142
dbrennan@stateone.com.au

Disclosure: State One Stockbroking Ltd ABN 95 092 989 083 is holder of AFS Licence Number 247100 and an ASX and Chi-X Market Participant. State One Stockbroking Ltd and/or its associated entities, directors, authorised representatives, employees and associated persons of State One may have an interest in the financial products discussed in this document and they may earn brokerage, commissions, fees and advantages, pecuniary or otherwise, in connection with the making of a recommendation or dealing by a client in such financial products. Further, State One Stockbroking Ltd and/or its affiliated companies may have acted as manager or co-manager of a public offering of any such securities or may have provided corporate finance to the companies referred to in the report. Whilst State One Stockbroking Ltd and its related companies believes information contained in this document is based on information which is believed to be reliable, its accuracy and completeness are not guaranteed and no warranty of accuracy or reliability is given or implied and no responsibility for any loss or damage arising in any way for any representation, act or omission is accepted by State One or any officer, agent or employee of State One Stockbroking Ltd or any related company. Nor do they accept any liability or responsibility arising in any way (including negligence) for errors in, or omissions from, this document or advice.