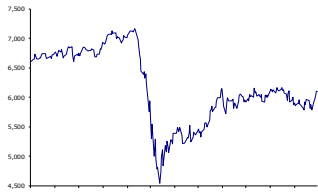
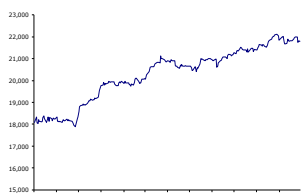


Issue 521
12-month XJO chart

12-month Dow Jones chart

State One Research Products

Spinnaker	Free
	Weekly
Market	Free
Opener	Daily

For more research visit:
www.stateone.com.au/research
State One Stockbroking Ltd

 Head Office
 Level 14,
 172 St George's Terrace
 Perth WA 6000
 Tel: +61 (8) 9288 3388 or
 1300 651 898
 Email: advice@stateone.com.au
 Web: www.stateone.com.au
Global Wrap – 11 October 2020

World Markets	4/10/2020	27/09/2020	Wkly Chg	Mthly Chg	Yearly Chg
ASX 200	5792	5965	-2.9%	-1.5%	4.5%
S&P 500	3348	3298	1.5%	-1.5%	49.1%
FTSE 100	5902	5843	1.0%	-1.8%	-14.9%
DAX30	12689	12469	1.8%	-4.1%	0.5%
Shanghai Composite	3218	3218	0.0%	-0.5%	0.1%
Nikkei 225	23030	23512	-2.0%	-0.9%	22.7%
Hang Seng	23459	23235	1.0%	-4.1%	2.6%
Currency					
AUD/USD	0.7163	0.7073	1.3%	1.7%	5.9%
Commodities					
Oil (\$/bbl)	37.1	40.6	-8.7%	-0.1%	-30.0%
Gas (\$/gal)	3.1	2.1	46.7%	30.4%	24.7%
Iron Ore (\$/t)	0.0	53.9	-100.0%	-100.0%	-100.0%
Copper (\$/t)	6410	6529	-1.8%	-4.5%	9.8%
Lead (\$/t)	1763	1815	-2.9%	-6.6%	-24.4%
Zinc (\$/t)	2413	2365	2.0%	1.1%	-12.1%
Aluminium (\$/t)	1705	1709	-0.2%	-2.0%	-1.5%
Nickel (\$/t)	14271	14285	-0.1%	-3.7%	25.5%
Tin (\$/t)	17545	17080	2.7%	-2.2%	-18.0%
Gold (\$/oz)	1908	1866	2.2%	-2.4%	62.7%
Silver (\$/oz)	24.0	23.0	4.4%	-10.9%	40.6%
Platinum (\$/oz)	883	842	4.9%	-4.5%	-5.8%
Wheat (\$/t)	573.250	544.000	5.4%	6.8%	40.4%

Source: Iress

Key points

1. Week in review
2. Friday's markets
3. What to watch next week

Week in review

Australia's 2020-21 Federal Budget represented the greatest deficit since World War II with Federal Treasurer Josh Frydenberg announcing \$98 billion in new spending, bringing total government stimulus to \$507 billion. Key measures included \$50 billion in tax relief, a \$4 billion wage subsidy and \$14 billion in infrastructure investment.

Sectors that will benefit from the "lower taxes and spend" budget include building materials, automotive, retail, gaming and real estate services.

Friday's markets

US: Stocks rose on Friday to end their best week in months as President Donald Trump signaled support for a bigger coronavirus aid package, CNBC reported. The Dow Jones Industrial Average closed 161.39 points higher, or 0.6%, at 28,586.90. The S&P 500 gained climbed 0.9% to 3,477.13. The Nasdaq Composite advanced 1.4% to close at 11,579.94.



Microsoft and Salesforce led the Dow higher, rising 2.5% and 2.2%, respectively. Consumer discretionary and tech were the best-performing S&P 500 sectors, advancing more than 1% each.

For the week, the Dow jumped 3.3% and posted its biggest one-week gain since August. The S&P 500 and Nasdaq were up 3.8% and 4.6%, respectively, for the week.

Asia: Stocks in mainland China surged as they returned to trade on Friday from holidays. By their Friday close, the Shanghai composite had jumped 1.68% to about 3,272.08 while the Shenzhen component soared 2.958% to around 13,289.26.

The moves came as a private survey showed services sector activity in China expanding in September. The Caixin/Markit services Purchasing Managers' Index for September came in at 54.8. PMI readings above 50 signify expansion, while those below that level indicate contraction.

Data out of China has been watched for clues on the state of the country's economic recovery from the coronavirus pandemic.

Over in Hong Kong, the Hang Seng index closed 0.31% lower at 24,119.13. Shares of biopharmaceutical startup Everest Medicines jumped more than 30% from their issue price during their market debut in the city.

In Japan, the Nikkei 225 dipped 0.12% on the day to 23,619.69 while the Topix index closed 0.49% lower at 1,647.38.

Europe: Markets closed higher Friday as investors monitored talks on a fresh coronavirus relief package in the US.

The pan-European Stoxx 600 closed up by 0.6% provisionally, with basic resources and travel shares both adding 1.5% to lead gains, while autos fell 0.9%. For the week, the Stoxx 600 logged a 2% gain.

The UK economy grew 2.1% in August on a monthly basis, according to figures published Friday by the Office for National Statistics, well below analyst expectations of a 4.6% expansion as the country's recovery from the coronavirus pandemic slowed.

At the top of the European blue chip index, Rolls-Royce surged 14% as investors keep faith in the British airplane engine manufacturer's rights issue announced last week, while Pandora shares climbed more than 17% after the Danish jeweller hiked its profit guidance.

Australia: The local bourse zig-zagged to close 0.2 points up, finishing at 6102.2, The Sydney Morning Herald reported.

Investors seemed happy to take profit on Friday ahead of a weekend likely to be heavy on US political drama.

During the week the heavy-spending federal budget boosted local investor sentiment as the ASX added about \$95 billion to its market capitalisation across the five sessions.

Individual stocks: Rio Tinto, BHP, and Fortescue Metals all finished lower, though the materials sector was buoyed by a sparkling run by the gold miners.

Newcrest added 3.2% to \$32.26 after announcing it would be expanding its Cadia mine and improving operations at its Lihir project in Papua New Guinea. Northern Star rose 2.1%, and Saracen 1%.

The banking giants were split. Commonwealth Bank fell 0.6% and NAB dropped 0.4%, while Westpac added 0.5% and ANZ rose by 0.4%.

Macquarie Group climbed 0.3% to \$129.77 and fund manager Netwealth continued its form from Thursday to rise 3.7% to \$17.91, hitting a new intraday record of \$18.17 in the process.

Janus Henderson, an asset management group, was also higher, gaining 5.9% to \$37.27.

The energy sector rose a collective 0.7% after Hurricane Delta took a number of rigs offline in the Gulf of Mexico and pushed oil prices higher.

Tech shares were mixed, with Afterpay gaining 2.8% to \$89.51 and Xero finishing 0.4% higher at \$113.38. The accounting software firm set a new intraday record of \$114.27.



Wisetech Global and Bravura Solutions fell 2%, Megaport dropped 1.3%, and NEXTDC fell 0.9% after earlier touching a new peak of \$12.98. Biotech CSL finished 1.2% lower at \$295.32 and ResMed sagged 0.9% to \$24.11 to weigh the health sector lower.

In the coming week investors will be watching

Monday: Speeches by European Central Bank President Christine Lagarde and Bank of England Governor Andrew Bailey.

Tuesday: The release of US CPI on Tuesday.

Wednesday: Lagarde will deliver another speech, as will Thursday: Reserve Bank of Australia Governor Philip Lowe will deliver a speech, which could include indications of interest rate movements.

Friday: Australian employment figures come out, along with US retail sales.

**Economic Calendar 12/10/2020 – 16/10/2020**

Tuesday October 13 2020		Actual	Previous	Consensus	Forecast
02:00 PM	GB Claimant Count Change SEP		73.7K		72K
05:00 PM	DE ZEW Economic Sentiment Index OCT		77.4	70	56
08:30 PM	US Core Inflation Rate YoY SEP		1.7%		1.7%
08:30 PM	US Inflation Rate YoY SEP		1.3%		1.5%
Wednesday October 14 2020		Actual	Previous	Consensus	Forecast
07:30 AM	AU Westpac Consumer Confidence Index OCT		93.8		94.5
07:30 AM	AU Westpac Consumer Confidence Change OCT		18%		0.7%
Thursday October 15 2020		Actual	Previous	Consensus	Forecast
09:30 AM	CN Inflation Rate YoY SEP		2.4%		2.3%
Friday October 16 2020		Actual	Previous	Consensus	Forecast
08:30 PM	US Retail Sales MoM SEP		0.6%	0.5%	0.5%

Economic Calendar 19/10/2020 – 23/10/2020

Monday October 19 2020		Actual	Previous	Consensus	Forecast
07:50 AM	JP Balance of Trade SEP		¥248.3B		¥ 400B
10:00 AM	CN GDP Growth Rate YoY Q3		3.2%		3.3%
Tuesday October 20 2020		Actual	Previous	Consensus	Forecast
09:30 AM	CN Loan Prime Rate 1Y		3.85%		3.85%
Wednesday October 21 2020		Actual	Previous	Consensus	Forecast
02:00 PM	GB Inflation Rate YoY SEP		0.2%		0.2%
08:30 PM	CA Inflation Rate YoY SEP		0.1%		0.3%
Thursday October 22 2020		Actual	Previous	Consensus	Forecast
03:00 PM	DE GfK Consumer Confidence NOV		-1.6		
Friday October 23 2020		Actual	Previous	Consensus	Forecast
07:30 AM	JP Inflation Rate YoY SEP		0.2%		0.1%

Source: www.tradingeconomics.com

**All Ords Top 10 Week Ending 9 October 2020**

10 Best Performing Stocks Weekly (%)			10 Worst Performing Stocks Weekly (%)		
CIM	Cimic Group Ltd	20.4	MP1	Megaport Limited	-1.9
VUK	Virgin Money Uk PLC	20.0	NAN	Nanosonics Limited	-1.1
SVW	Seven Group Holdings	17.8	TCL	Transurban Group	-0.9
APE	Eagers Automotive	17.5	BVS	Bravura Solution Ltd	-0.9
Z1P	Zip Co Ltd.	16.5	WPR	Waypoint REIT	-0.4
NWL	Netwealth Group	16.2	CTD	Corp Travel Limited	-0.2
NST	Northern Star	15.6	NCM	Newcrest Mining	-0.1
DOW	Downer EDI Limited	15.4	AGL	AGL Energy Limited.	0.0
OSH	Oil Search Ltd	14.7	TLS	Telstra Corporation.	0.0
NWH	NRW Holdings Limited	14.7	WHC	Whitehaven Coal	0.0

Source: IRESS

S & P Indices Week Ending 9 October 2020

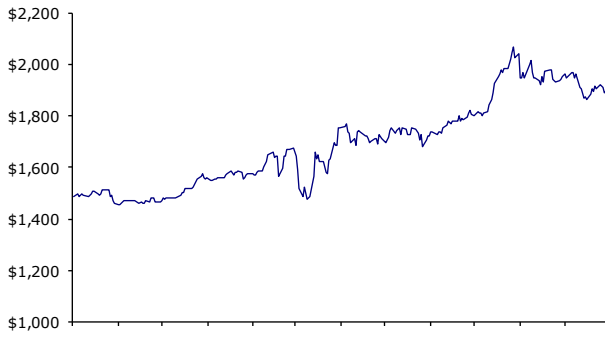
S&P Indices	11/10/2020	4/10/2020	Wkly Chg	Mthly Chg	Yearly Chg
S&P 200 Energy	6724	6169	9.0%	1.8%	-24.4%
S&P 200 Materials	14218	13510	5.2%	-1.3%	43.6%
S&P 200 Industrials	5903	5685	3.8%	1.6%	15.7%
S&P 200 Consumer Disc.	2757	2630	4.8%	4.0%	31.7%
S&P 200 Consumer Staples	12330	11885	3.7%	0.9%	44.1%
S&P 200 Healthcare	43486	41841	3.9%	1.8%	125.5%
S&P 200 Financials	4777	4442	7.5%	5.4%	-25.0%
S&P 200 Info Technology	1901	1764	7.8%	10.4%	144.5%
S&P 200 Telecommunicatic	1166	1131	3.0%	1.3%	-33.6%
S&P 200 Utilities	7032	6892	2.0%	-0.6%	-6.7%
S&P 200 Property Trusts	1346	1312	2.5%	2.1%	0.3%
S&P 200 Financials ex PT	5328	4954	7.5%	5.4%	-25.0%

Source: IRESS

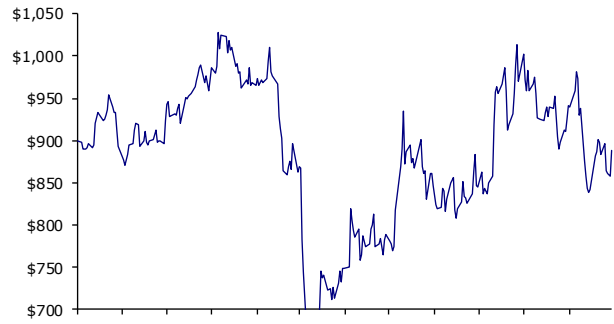


1 Year Commodity Price Charts

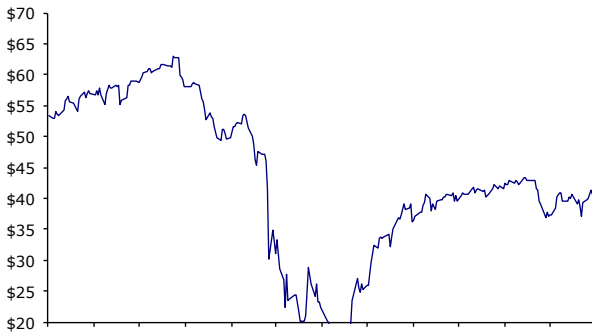
1 Year Gold



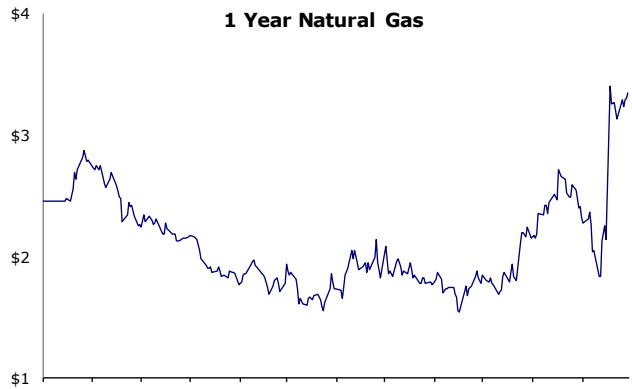
1 Year Platinum



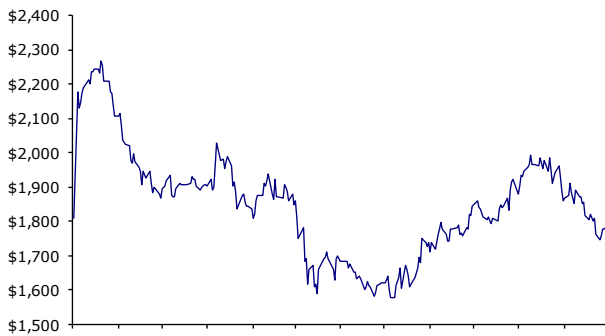
1 Year Oil



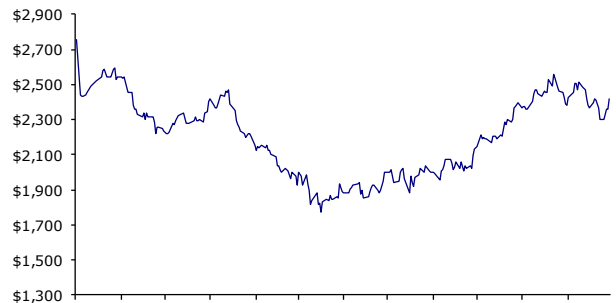
1 Year Natural Gas



1 Year Lead

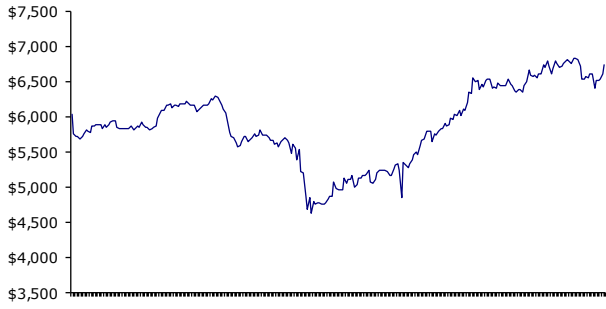


1 Year Zinc

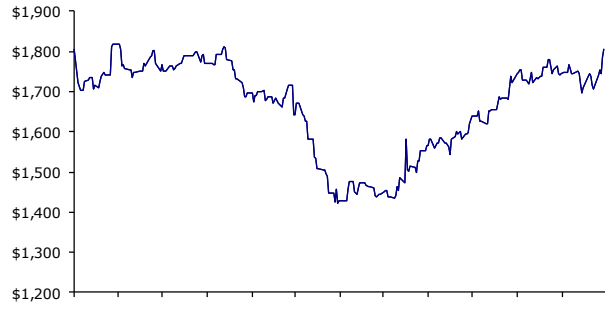




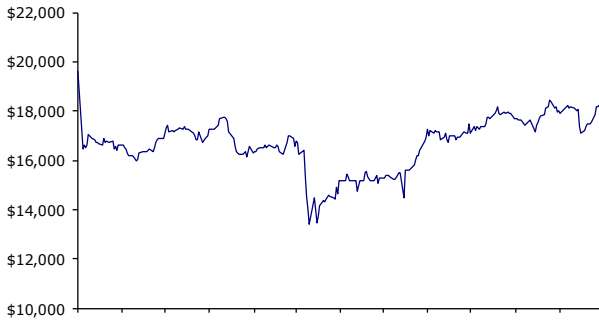
1 Year Copper



1 Year Aluminium

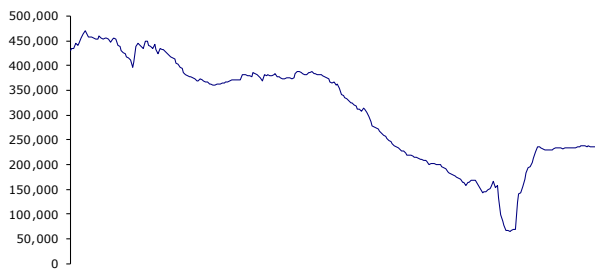


1 Year Tin

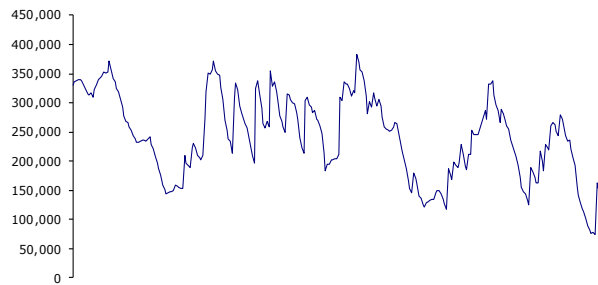


5 Year Metals Stockpiles

Nickel LME Stockpiles - 5 Year



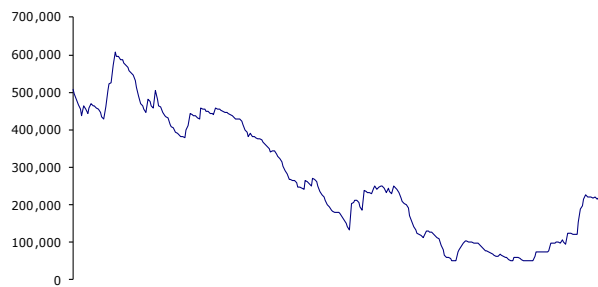
Copper LME Stockpiles - 5 Year



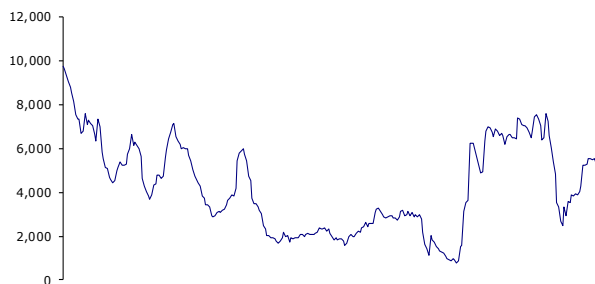
Lead LME Stockpiles - 5 Year



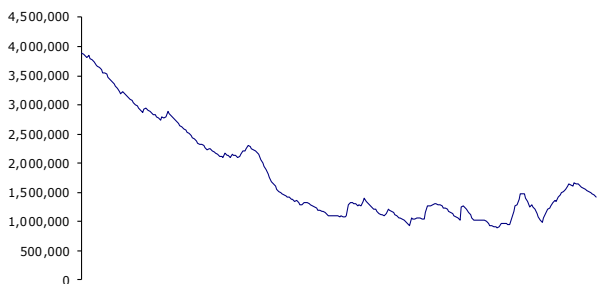
Zinc LME Stockpiles - 5 Year



Tin LME Stockpiles - 5 Year



Aluminium LME Stockpiles - 5 Year





Alan Hill
Executive Chairman
Phone: +61 8 9288 3388
ahill@stateone.com.au

Ric Heydon
Equities & Derivatives Advisor
Phone: +61 8 9288 3307
rheydon@stateone.com.au

Mark Sullivan
Institutional Dealer
Phone: +61 2 9024 9134
msullivan@stateone.com.au

Thomas Tan
Equities Advisor
Phone: +61 2 9024 9131
ttan@stateone.com.au

Morris Levitzke
Equities Advisor
Phone: +61 8 9288 3315
mlevitzke@stateone.com.au

Graeme Johnson
Equities & Derivatives Advisor
Phone: +61 8 9288 3316
gjohnson@stateone.com.au

Yitz Barber
Equities Advisor
Phone: +61 2 9024 9124
ybarber@stateone.com.au

Tammie Wong
Equities Advisor
Phone: +61 2 9024 9133
twong@stateone.com.au

David Zhang
Equities Advisor
Phone: +61 2 9024 9130
dzang@stateone.com.au

General Advice Warning

The contents of this document have been prepared by State One Stockbroking Ltd (ABN 95 092 989 083, Australian Financial Services License ("AFSL") 247100) without taking account of your objectives, financial situation or needs. To the extent that any of the content constitutes advice, it is general advice. You should, before taking any action to acquire or deal in, or follow a recommendation (if any) in respect of any of the financial products or information mentioned in this document, consult your own investment advisor to consider whether that is appropriate having regard to your own objectives, financial situation and needs.

Whilst State One Stockbroking Ltd believe the data and content contained in this document is based on information which is believed to be reliable, its accuracy and completeness are not guaranteed and no warranty of accuracy or reliability is given or implied and no responsibility for any loss or damage arising in any way for any representation, act or omission is accepted by State One Stockbroking Ltd or any of their officers, agents or employees. Some material is copyright and published under licence from ASX Operations Pty Limited ACN 004 523 782 ("ASXO").

If applicable, you should obtain the Product Disclosure Statement relating to the relevant financial product mentioned in this document (which contains full details of the terms and conditions of the financial product) and consider it before making any decision about whether to acquire the financial product.

For more information please refer to the State One Stockbroking Ltd Financial Services Guide (FSG) on our website:
www.stateone.com.au

Disclosure

The directors and associated persons of State One Stockbroking Ltd may have an interest in the financial products discussed in this document and they may earn brokerage, commissions, fees and advantages, pecuniary or otherwise, in connection with the making of a recommendation or dealing by a client in such financial products.

This research at all times remains the property of State One Stockbroking Ltd and is not for public circulation or reproduction whether in whole or in part and is not to be disclosed to any person other than the intended recipient, without obtaining prior written consent.