

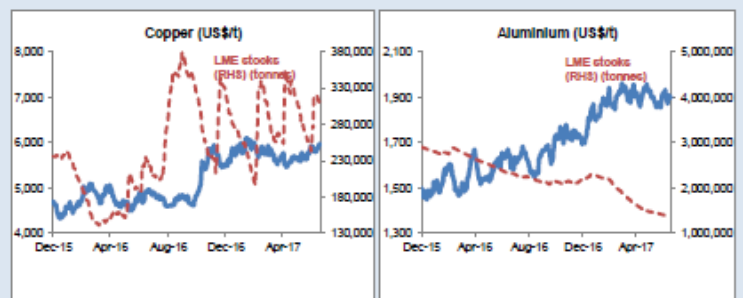
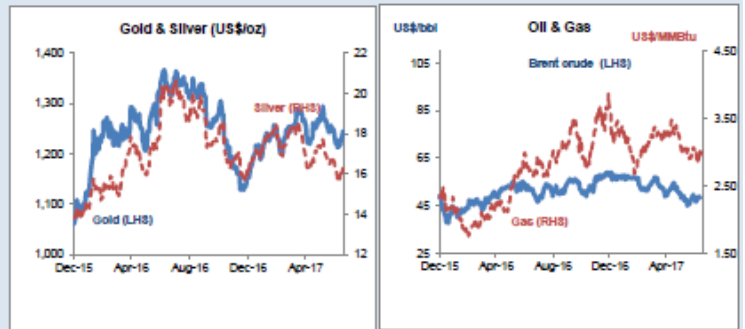


Daily Resources Overview

Wednesday 19 July 2017

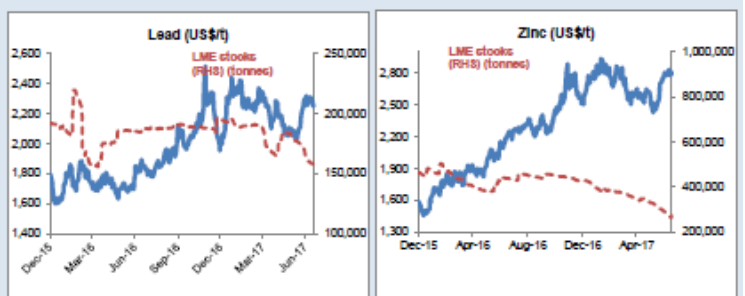
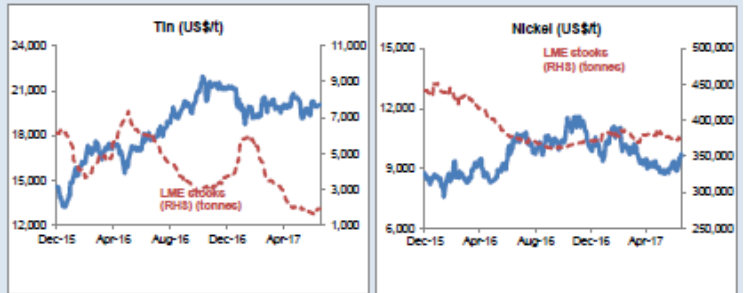
Commodity price movement

Commodity	Price	1D %ch	1M %ch	1Y %ch	YTD %ch
Precious Metals (COMEX)					
Gold (US\$/oz)	1241.87	0.7	-1.2	-7.0	8.3
Silver (US\$/oz)	16.29	1.0	-1.3	-18.2	2.3
Platinum (US\$/oz)	928.05	0.0	0.3	-15.1	2.7
Industrial Metals (LME)					
Copper (US\$/t)	5973.50	0.0	5.9	21.4	8.2
Aluminium (US\$/t)	1904.75	0.4	2.6	15.8	11.8
Lead (US\$/t)	2245.25	-1.1	7.4	21.7	12.3
Zinc (US\$/t)	2783.50	-0.9	10.8	25.8	8.8
Tin (US\$/t)	20000.00	0.4	1.8	11.6	-5.3
Nickel (US\$/t)	9733.00	1.9	9.6	-7.3	-2.3
Bulks					
Iron Ore (US\$/t)	68.84	3.0	23.5	21.1	-12.7
Coking Coal (US\$/t)	168.50	0.5	18.8	76.6	-25.4
Thermal Coal (US\$/t)	71.00	2.9	12.7	46.4	4.4
Energy					
Brent Crude (US\$/bbl)	49	0.6	2.3	-5.6	-17.2
Natural Gas (US\$/MMBtu)	3.09	2.0	1.5	13.3	-16.0
Uranium (US\$/lb)	20.20	-2.9	0.7	-22.3	-1.2
Softs					
Wheat (US\$/bu)	504	-0.4	4.6	-1.9	12.5
Sugar (US\$/lb)	14	0.1	3.4	-22.4	-24.4
Corn (US\$/bu)	377	0.5	-3.8	-1.0	1.5
Soy (US\$/bu)	1,002	0.4	5.4	3.6	1.3
Cotton (US\$/lb)	69	0.4	-4.2	-6.5	-2.5
Other					
CRB Comdty Index	444	0.0	0.2	7.0	4.9



Global resource share price movement

Company Name	Sector	1D %ch	1M %ch	1Y %ch	YTD %ch
Barrick Gold	Gold	0.2	2.7	-25.5	0.8
Newmont	Gold	-0.1	2.6	-19.0	-1.1
Goldcorp	Gold	1.7	2.2	-30.9	-1.4
Anglo Platinum	Platinum	-0.8	12.2	-20.5	19.3
Anglo American	Diversified	0.2	17.1	36.2	-2.3
BHP Billiton PLC	Diversified	-0.8	9.1	26.6	0.2
Rio Tinto PLC	Diversified	-0.7	13.3	40.0	9.2
Teck Resources	Diversified	-0.4	24.0	31.6	-9.0
Glenore	Diversified	0.1	14.8	74.0	16.9
Vale	Iron Ore	0.2	15.0	98.7	19.8
Fortescue	Iron Ore	-0.2	12.6	32.0	-9.0
South32	Diversified	0.0	11.2	53.7	5.1
China Shenhua	Coal	1.0	8.0	40.0	44.8
Freeport McMoRan	Copper	0.0	13.8	-1.1	-1.4
Antofagasta	Copper	0.7	13.4	75.8	31.0
Alcoa	Aluminium	0.1	21.4	49.0	29.7
Chinalco	Aluminium	3.3	19.9	80.8	46.9
Rusal	Aluminium	-0.7	18.3	60.1	32.3
Norilsk Nickel	Nickel	0.2	3.5	-3.7	-13.7
Timah PT	Tin	-1.3	-3.2	-13.4	-30.7
Boliden	Zinc	-1.6	5.8	33.5	-0.3
Cameco	Uranium	-3.8	1.4	-12.1	-12.7
Arcelor Mittal	Steel	-1.1	23.0	40.3	4.4

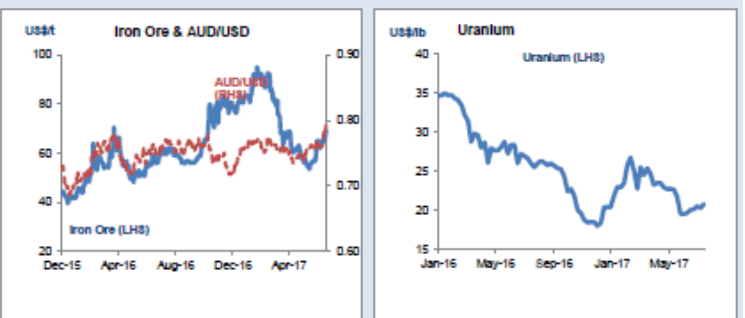


Commodity currency exchange rates (note: red = weakness against US\$)

Cross-rate	Spot	1D %ch	1M %ch	1Y %ch	YTD %ch
AUD/USD	0.79	0.0	4.2	5.5	9.8
USD/ZAR	12.90	0.0	0.8	11.2	6.5
USD/BRL	3.16	0.8	4.0	3.1	3.1
USD/CAD	1.26	0.0	4.7	3.1	6.5
USD/RUB	59.21	0.5	-1.2	7.3	3.9
USD/CNY	6.75	0.3	1.1	-0.6	2.9

LME warehouse inventories

Commodity	Tonnes	1D %ch	1M %ch	1Y %ch	YTD %ch
Copper	307,275	-0.6	14.5	33.9	-4.6
Aluminium	1,373,350	-0.4	-4.2	-40.6	-37.7
Lead	157,675	-0.3	-10.2	-15.4	-19.1
Zinc	272,650	3.2	-13.2	-37.8	-36.3
Tin	1,930	-0.3	2.1	-67.7	-48.5
Nickel	373,968	0.2	-0.8	-0.8	0.7



Disclosure: State One Stockbroking Ltd ABN 95 092 989 083 is holder of AFS Licence Number 247100 and an ASX and Chi-X Market Participant. State One Stockbroking Ltd and/or its associated entities, directors, authorised representatives, employees and associated persons of State One may have an interest in the financial products discussed in this document and they may earn brokerage, commissions, fees and advantages, pecuniary or otherwise, in connection with the making of a recommendation or dealing by a client in such financial products. Further, State One Stockbroking Ltd and/or its affiliated companies may have acted as manager or co-manager of a public offering of any such securities or may have provided corporate finance to the companies referred to in the report. Whilst State One Stockbroking Ltd and its related companies believes information contained in this document is based on information which is believed to be reliable, its accuracy and completeness are not guaranteed and no warranty of accuracy or reliability is given or implied and no responsibility for any loss or damage arising in any way for any representation, act or omission is accepted by State One or any officer, agent or employee of State One Stockbroking Ltd or any related company. Nor do they accept any liability or responsibility arising in any way (including negligence) for errors in, or omissions from, this document or advice.