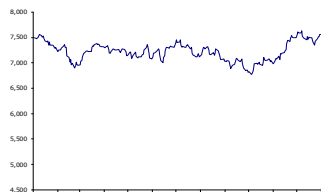
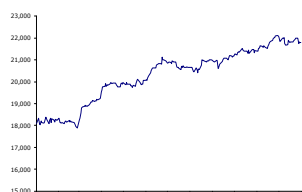


**12-month XJO chart**

**12-month Dow Jones chart**

**State One Research Products**

<b>Spinnaker</b>	Free
	Weekly
<b>Market</b>	Free
<b>Opener</b>	Daily

**For more research visit:**
[www.stateone.com.au/research](http://www.stateone.com.au/research)
**State One Stockbroking Ltd**

 Head Office  
 Level 14,  
 172 St George's Terrace  
 Perth WA 6000  
 Tel: +61 (8) 9288 3388 or  
 1300 651 898  
 Email: [advice@stateone.com.au](mailto:advice@stateone.com.au)  
 Web: [www.stateone.com.au](http://www.stateone.com.au)
**Global Wrap – 28 January 2024**

World Markets	28/01/2024	21/01/2024	Wkly Chg	Mthly Chg	Yearly Chg
ASX 200	7555	7421	1.8%	0.4%	36.3%
S&P 500	4891	4840	1.1%	4.0%	117.7%
FTSE 100	7635	7462	2.3%	-0.6%	10.1%
DAX30	14050	13719	2.4%	3.6%	3.6%
Shanghai Composite	2910	2756	5.6%	-1.5%	-9.5%
Nikkei 225	35751	36547	-2.2%	7.4%	90.5%
Hang Seng	15952	15309	4.2%	-4.2%	-30.2%
<b>Currency</b>					
AUD/USD	0.6576	0.6597	-0.3%	0.3%	-4.3%
<b>Commodities</b>					
Oil (\$/bbl)	78.0	73.7	5.8%	6.8%	46.3%
Gas (\$/gal)	2.2	2.3	-3.4%	-11.2%	-10.5%
Iron Ore (\$/t)	0.0	53.9	-100.0%	-100.0%	-100.0%
Copper (\$/t)	8447	8275	2.1%	0.8%	44.7%
Lead (\$/t)	2149	2077	3.5%	6.1%	-7.8%
Zinc (\$/t)	2565	2459	4.3%	-0.3%	-6.6%
Aluminium (\$/t)	2212	2122	4.2%	-1.9%	27.8%
Nickel (\$/t)	16535	15935	3.8%	2.0%	45.4%
Tin (\$/t)	26550	25550	3.9%	6.0%	24.1%
Gold (\$/oz)	2036	2049	-0.6%	-0.3%	73.7%
Silver (\$/oz)	22.9	22.7	0.7%	-1.2%	33.8%
Platinum (\$/oz)	921	907	1.6%	-6.7%	-1.7%
Wheat (\$/t)	600.250	593.250	1.2%	-0.2%	47.0%

Source: Iress



## Economic Calendar 29/01/2024 - 2/02/2024

Tuesday January 30 2024		Actual	Previous	Consensus	Forecast	
02:30 PM	FR	GDP Growth Rate QoQ Prel Q4	-0.1%	0%	0.0%	
02:30 PM	FR	GDP Growth Rate YoY Prel Q4	0.6%		0.2%	
05:00 PM	DE	GDP Growth Rate QoQ Flash Q4	0.0%	-0.3%	-0.3%	
05:00 PM	DE	GDP Growth Rate YoY Flash Q4	-0.4%	-0.2%	-0.4%	
05:00 PM	IT	GDP Growth Rate QoQ Adv Q4	0.1%	0%	0.1%	
05:00 PM	IT	GDP Growth Rate YoY Adv Q4	0.1%	0.3%	0.4%	
06:00 PM	EA	GDP Growth Rate QoQ Flash Q4	-0.1%	-0.1%	-0.1%	
06:00 PM	EA	GDP Growth Rate YoY Flash Q4	0%	0%	0.1%	
11:00 PM	US	JOLTs Job Openings DEC	8.79M	8.75M	8.69M	
Wednesday January 31 2024		Actual	Previous	Consensus	Forecast	
08:30 AM	AU	Inflation Rate YoY Q4	5.4%	4.3%	4.3%	
09:30 AM	CN	NBS Manufacturing PMI JAN	49.0	49.3	49.2	
01:00 PM	JP	Consumer Confidence JAN	37.2		37.8	
03:45 PM	FR	Inflation Rate YoY Prel JAN	3.7%		2.9%	
09:00 PM	DE	Inflation Rate YoY Prel JAN	3.7%	3.3%	3.2%	
Thursday February 01 2024		Actual	Previous	Consensus	Forecast	
03:00 AM	US	Fed Interest Rate Decision	5.5%	5.5%	5.5%	
03:30 AM	US	Fed Press Conference				
09:45 AM	CN	Caixin Manufacturing PMI JAN	50.8	50.5	50.8	
06:00 PM	EA	Inflation Rate YoY Flash JAN	2.9%	2.8%	2.8%	
06:00 PM	IT	Inflation Rate YoY Prel JAN	0.6%		0.4%	
08:00 PM	GB	BoE Interest Rate Decision	5.25%	5.25%	5.25%	
11:00 PM	US	ISM Manufacturing PMI JAN	47.4	47.3	47.6	
Friday February 02 2024		Actual	Previous	Consensus	Forecast	
09:30 PM	US	Non Farm Payrolls JAN	216K	173K	175.0K	
09:30 PM	US	Unemployment Rate JAN	3.7%	3.8%	3.7%	

## Economic Calendar 5/02/2024 – 9/02/2024

Monday February 05 2024		Actual	Previous	Consensus	Forecast	
08:30 AM	AU	Balance of Trade DEC	A\$11.437B		A\$ 7.9B	
03:00 PM	DE	Balance of Trade DEC	€20.4B		€ 17B	
11:00 PM	US	ISM Services PMI JAN	50.6			
Tuesday February 06 2024		Actual	Previous	Consensus	Forecast	
11:30 AM	AU	RBA Interest Rate Decision	4.35%		4.35%	
11:00 PM	CA	Ivey PMI s.a JAN	56.3		55.8	
Wednesday February 07 2024		Actual	Previous	Consensus	Forecast	
09:30 PM	CA	Balance of Trade DEC	C\$1.57B		C\$1.8B	
Thursday February 08 2024		Actual	Previous	Consensus	Forecast	
09:30 AM	CN	Inflation Rate YoY JAN	-0.3%			
Friday February 09 2024		Actual	Previous	Consensus	Forecast	
09:30 PM	CA	Unemployment Rate JAN	5.8%		6.0%	

Source: [www.tradingeconomics.com](http://www.tradingeconomics.com)

**All Ords Top 10 Week Ending 26 January 2024**

10 Best Performing Stocks Weekly (%)			10 Worst Performing Stocks Weekly (%)		
PNV	Polynovo Limited	13.6	DMP	Domino Pizza Enterpr	-31.1
AWC	Alumina Limited	11.4	NAN	Nanosonics Limited	-28.8
ILU	Iluka Resources	10.8	LTR	Liontown Resources	-23.0
SGR	The Star Ent Grp	10.2	CXO	Core Lithium	-11.9
RMD	ResMed Inc.	7.8	SYA	Sayona Mining Ltd	-11.1
SFR	Sandfire Resources	7.8	BGL	Bellevue Gold Ltd	-9.8
ELD	Elders Limited	7.3	IEL	Idp Education Ltd	-6.3
A2M	The A2 Milk Company	6.9	MND	Monadelphous Group	-5.0
PRU	Perseus Mining Ltd	6.6	WOR	Worley Limited	-3.8
CCP	Credit Corp Group	6.4	HDN	Homeco Daily Needs	-3.7

Source: IRESS

**S & P Indices Week Ending 26 January 2024**

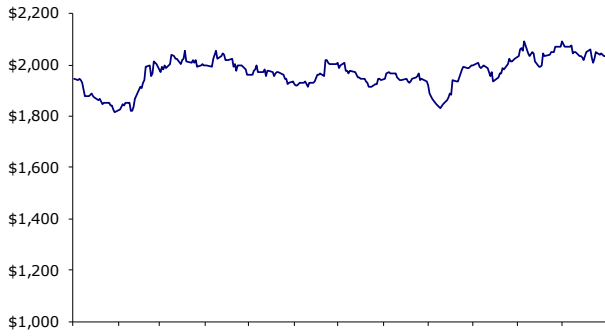
S&P Indices	28/01/2024	21/01/2024	Wkly Chg	Mthly Chg	Yearly Chg
S&P 200 Energy	10827	10716	1.0%	1.5%	21.8%
S&P 200 Materials	18429	17866	3.2%	-4.2%	86.1%
S&P 200 Industrials	6790	6716	1.1%	-0.4%	33.1%
S&P 200 Consumer Disc.	3293	3276	0.5%	2.5%	57.3%
S&P 200 Consumer Staples	12179	12018	1.3%	-1.3%	42.3%
S&P 200 Healthcare	43120	42420	1.7%	2.7%	123.6%
S&P 200 Financials	6918	6799	1.8%	3.3%	8.6%
S&P 200 Info Technology	1834	1839	-0.2%	2.8%	135.9%
S&P 200 Telecommunicatic	1603	1579	1.6%	2.2%	-8.7%
S&P 200 Utilities	7872	7763	1.4%	-3.5%	4.4%
S&P 200 Property Trusts	1459	1438	1.5%	0.3%	8.8%
S&P 200 Financials ex PT	7716	7583	1.8%	3.3%	8.6%

Source: IRESS

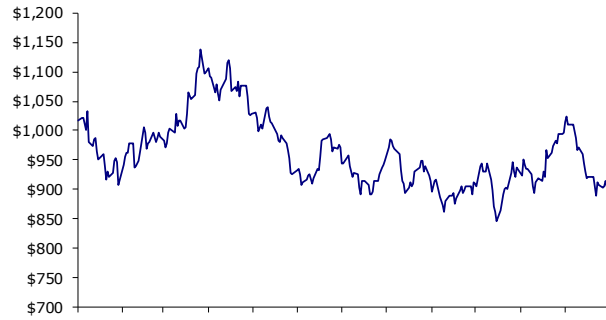


### 1 Year Commodity Price Charts

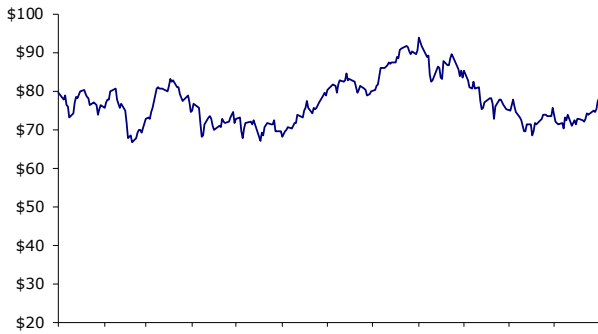
**1 Year Gold**



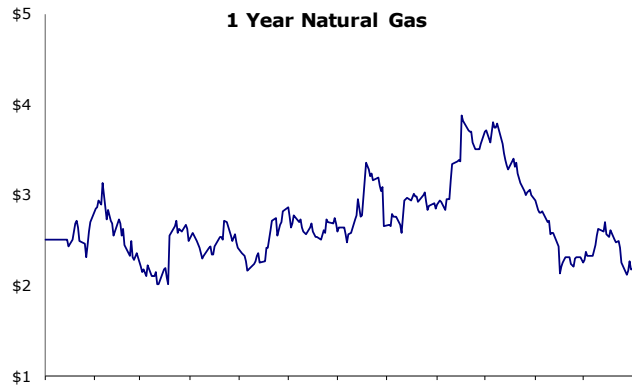
**1 Year Platinum**



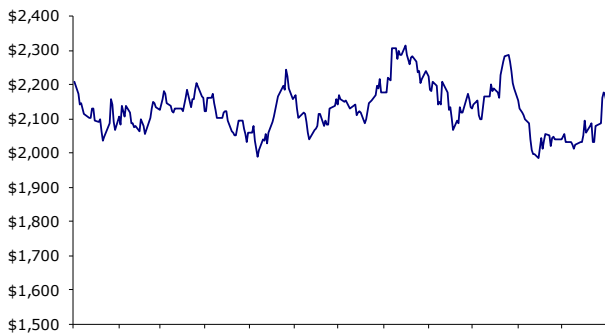
**1 Year Oil**



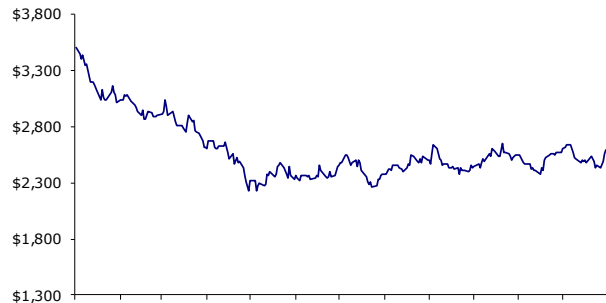
**1 Year Natural Gas**



**1 Year Lead**

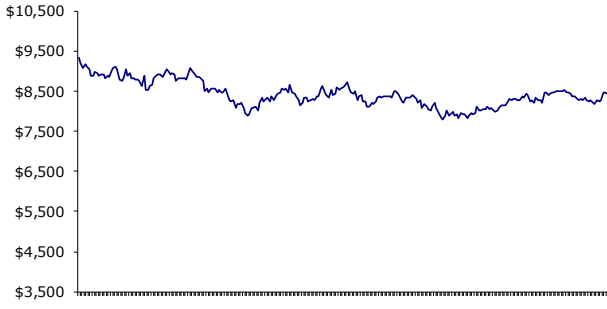


**1 Year Zinc**

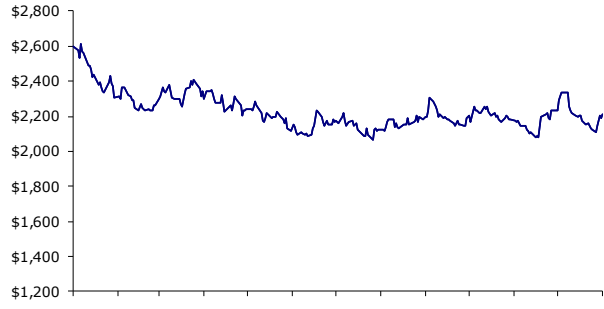




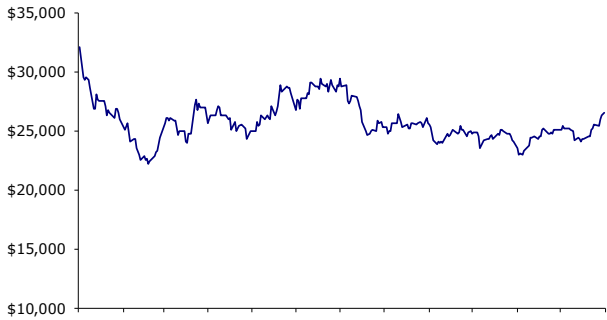
1 Year Copper



1 Year Aluminium

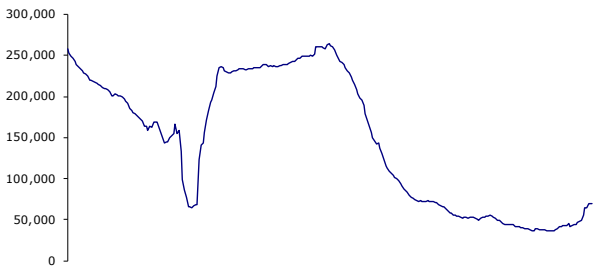


1 Year Tin

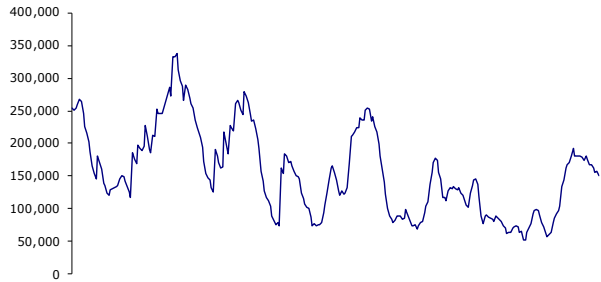


5 Year Metals Stockpiles

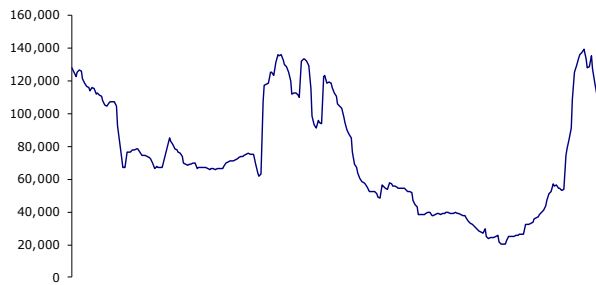
Nickel LME Stockpiles - 5 Year



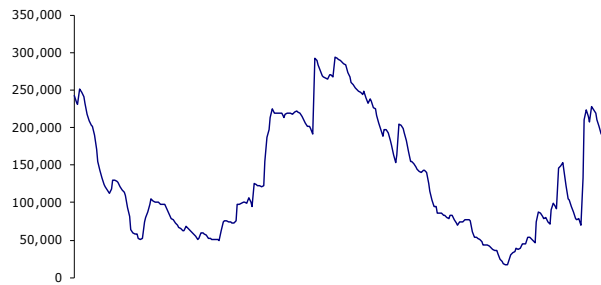
Copper LME Stockpiles - 5 Year



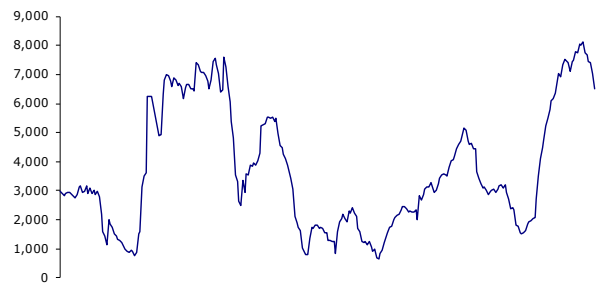
Lead LME Stockpiles - 5 Year



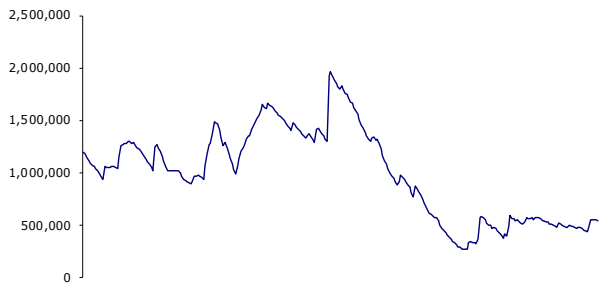
Zinc LME Stockpiles - 5 Year



Tin LME Stockpiles - 5 Year



Aluminium LME Stockpiles - 5 Year





Ric Heydon  
Equities & Derivatives Advisor  
Phone: +61 8 9288 3307  
[rheydon@stateone.com.au](mailto:rheydon@stateone.com.au)

Mark Sullivan  
Institutional Dealer  
Phone: +61 2 9024 9134  
[msullivan@stateone.com.au](mailto:msullivan@stateone.com.au)

Thomas Tan  
Equities Advisor  
Phone: +61 2 9024 9131  
[ttan@stateone.com.au](mailto:ttan@stateone.com.au)

Morris Levitzke  
Equities Advisor  
Phone: +61 8 9288 3315  
[mlevitzke@stateone.com.au](mailto:mlevitzke@stateone.com.au)

Graeme Johnson  
Equities & Derivatives Advisor  
Phone: +61 8 9288 3316  
[gjohnson@stateone.com.au](mailto:gjohnson@stateone.com.au)

Yitz Barber  
Equities Advisor  
Phone: +61 2 9024 9124  
[ybarber@stateone.com.au](mailto:ybarber@stateone.com.au)

Tammie Wong  
Equities Advisor  
Phone: +61 2 9024 9133  
[twong@stateone.com.au](mailto:twong@stateone.com.au)

David Zhang  
Equities Advisor  
Phone: +61 2 9024 9130  
[dzang@stateone.com.au](mailto:dzang@stateone.com.au)

---

### General Advice Warning

The contents of this document have been prepared by State One Stockbroking Ltd (ABN 95 092 989 083, Australian Financial Services License ("AFSL") 247100) without taking account of your objectives, financial situation or needs. To the extent that any of the content constitutes advice, it is general advice. You should, before taking any action to acquire or deal in, or follow a recommendation (if any) in respect of any of the financial products or information mentioned in this document, consult your own investment advisor to consider whether that is appropriate having regard to your own objectives, financial situation and needs.

Whilst State One Stockbroking Ltd believe the data and content contained in this document is based on information which is believed to be reliable, its accuracy and completeness are not guaranteed and no warranty of accuracy or reliability is given or implied and no responsibility for any loss or damage arising in any way for any representation, act or omission is accepted by State One Stockbroking Ltd or any of their officers, agents or employees. Some material is copyright and published under licence from ASX Operations Pty Limited ACN 004 523 782 ("ASXO").

If applicable, you should obtain the Product Disclosure Statement relating to the relevant financial product mentioned in this document (which contains full details of the terms and conditions of the financial product) and consider it before making any decision about whether to acquire the financial product.

For more information please refer to the State One Stockbroking Ltd Financial Services Guide (FSG) on our website:  
[www.stateone.com.au](http://www.stateone.com.au)

### Disclosure

The directors and associated persons of State One Stockbroking Ltd may have an interest in the financial products discussed in this document and they may earn brokerage, commissions, fees and advantages, pecuniary or otherwise, in connection with the making of a recommendation or dealing by a client in such financial products.

This research at all times remains the property of State One Stockbroking Ltd and is not for public circulation or reproduction whether in whole or in part and is not to be disclosed to any person other than the intended recipient, without obtaining prior written consent.