

# Vonex Ltd (ASX:VN8)

## Oper8tor launch around the corner

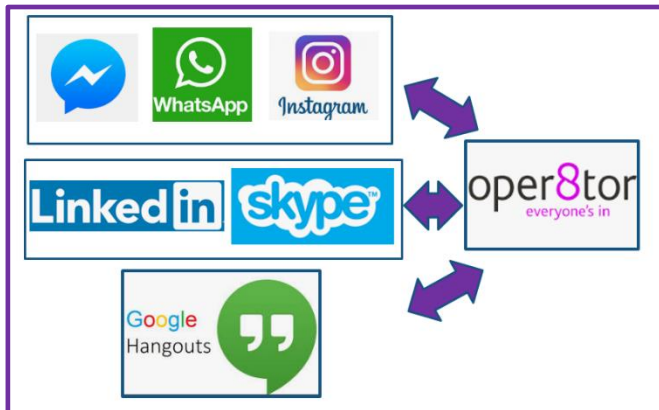
### Event

Vonex announced today that third party unit and load testing of the group's proprietary communications App – Oper8tor – will commence on 17 June. Testing is expected to take two to three weeks, following which VN8 will announce a formal launch date of the App in Australia. On launch, Oper8tor will demonstrate features including call blast, cross-platform social media messaging including SMS, improved contact management as well as Oper8tor to Oper8tor message chat and voice calls.

### State One comment: Oper8tor is in the right space

We estimate that the Australian launch date will be in the second half of July. With today's smartphone users having to use several messaging apps to communicate (i.e., Facebook Messenger, WhatsApp, Instagram, LinkedIn, Skype, Google Hangouts), we suggest that a platform and device agnostic communication app such as Oper8tor cannot come soon enough.

The need to seamlessly consolidate Facebook's stand-alone messaging platforms has



been identified as a priority by Mark Zuckerberg – see article [here](#). Work to merge Instagram, WhatsApp, & Facebook Messenger is not expected to be completed by the end of 2019/beginning 2020. Thus, VN8's Oper8tor App has a jump on a market heavyweight, with patents in place, and a differentiating advantage in that it is device and platform

agnostic; critically, Oper8tor will be able to consolidate messaging platforms belonging to competing technology companies. Thus, Oper8tor will enable users to communicate with each other whether on a Facebook-owned platform, or on a Microsoft-owned platform (Skype, LinkedIn) or on a Google-owned platform (Google Hangouts).

### Vonex SOTP Valuation: 29c per diluted share

Our estimated SOTP valuation for VN8 is A\$51m (A\$0.29 per diluted share) comprised of a DCF valuation of A\$46m (A\$0.26 per diluted share) for the Telco business and a nominal A\$5m (A\$0.03ps) for the - still early-stage - Oper8tor technology. However, we suggest that **this valuation may prove to be very conservative indeed**.

We note that social media platforms typically attract very high market valuations. Yelp, Snapchat, Twitter, have market caps of US\$3bn, US\$14bn, and US\$25bn respectively. VN8 has a target for Oper8tor of 10 million active users. Assuming industry-average active user income of US\$10 per annum (~US\$0.80 per month), a 10 million user base could generate very substantial revenues for Oper8tor of US\$100m per annum.

**We maintain our Speculative Buy (Higher Risk) recommendation.** Risks to our target price and forecast earnings profile include but are not limited to: the rate of growth in new registered active PBX users, average received revenue per PBX user, competition from new and existing telcos, government regulation, key personnel risk, and the success of the Oper8tor App.

12 June 2019

Share Price: A\$0.12

Target Price: A\$0.29

**Target Upside: 142%**

Recommendation  
**Speculative Buy**

Risk Assessment  
**Higher**

### Telecommunications Services

David Brennan, CFA

Senior Investment Analyst

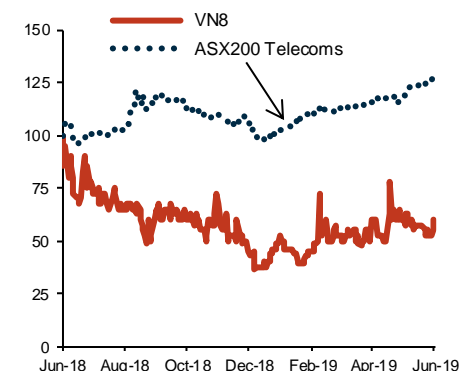
[dbrennan@stateone.com.au](mailto:dbrennan@stateone.com.au)

+61 02 9024 9142

### Vonex Limited

ASX Code	VN8
52 week range (A\$cps)	A\$0.07-A\$0.23
Market Cap (ASm)	21
Fully diluted no. of shares (m)	175
Av Daily Turnover (shares)	120k
ASX All Ordinaries	6,643
FY19E BV per share (A\$c)	2.2
FY19E EPS (A\$c)	-0.7
FY19E Net (Debt)/Cash (A\$m)	3.5

### Relative Price Performance



**Vonex Limited**

Year ending June

<b>Profit &amp; Loss Statement (A\$M)</b>	<b>FY18A</b>	<b>FY19E</b>	<b>FY20E</b>	<b>FY21E</b>	<b>FY22E</b>
Revenue	8.1	9.3	10.7	19.0	27.7
COGS	(5.0)	(5.6)	(6.4)	(11.4)	(16.6)
Employee/contractor	(2.1)	(3.4)	(3.6)	(4.1)	(5.1)
Corporate/Other	(1.9)	(2.2)	(2.5)	(3.0)	(3.1)
<b>EBITDA</b>	<b>(0.9)</b>	<b>(1.8)</b>	<b>(1.8)</b>	<b>0.5</b>	<b>2.9</b>
Depreciation & Amortisation	(0.1)	(0.1)	(0.1)	(0.1)	(0.2)
<b>Operating profit</b>	<b>(1.0)</b>	<b>(2.0)</b>	<b>(2.0)</b>	<b>0.4</b>	<b>2.8</b>
NOI	(13.1)	0.0	0.0	0.0	0.0
<b>EBIT</b>	<b>(14.1)</b>	<b>(2.0)</b>	<b>(2.0)</b>	<b>0.4</b>	<b>2.8</b>
Interest income	0.0	0.2	0.1	0.1	0.1
Interest expense	(0.6)	(0.0)	(0.0)	(0.0)	(0.0)
Tax expense	0.0	0.5	0.6	(0.1)	(0.9)
<b>Reported NPAT</b>	<b>(14.7)</b>	<b>(1.3)</b>	<b>(1.3)</b>	<b>0.3</b>	<b>2.0</b>
<b>Normalised NPAT</b>	<b>(1.6)</b>	<b>(1.3)</b>	<b>(1.3)</b>	<b>0.3</b>	<b>2.0</b>
EBITDA Margin (%)	-11%	-20%	-17%	3%	11%
Operating profit margin (%)	-13%	-21%	-18%	2%	10%
EPS Reported (A\$C)	(10.0)	(0.7)	(0.7)	0.2	1.1
<b>EPS Normalised (A\$C)</b>	<b>(1.1)</b>	<b>(0.7)</b>	<b>(0.7)</b>	<b>0.2</b>	<b>1.1</b>
EPS growth (%)	n/a	n/a	n/a	-123%	575%
DPS - Declared (A\$)	0.00	0.00	0.00	0.00	0.00
Avg. no. of fully-diluted shares (m)	69	175	175	175	175
YE no. of fully-diluted shares (m)	148	175	175	175	175

<b>Cash Flow Statement (A\$M)</b>	<b>FY18A</b>	<b>FY19E</b>	<b>FY20E</b>	<b>FY21E</b>	<b>FY22E</b>
EBITDA	(0.9)	(1.8)	(1.8)	0.5	2.9
Investment in working capital	(0.5)	(0.1)	0.0	0.2	0.3
Tax expense	0.0	0.5	0.6	(0.1)	(0.9)
<b>Operating Cash Flow</b>	<b>(1.4)</b>	<b>(1.3)</b>	<b>(1.2)</b>	<b>0.6</b>	<b>2.3</b>
Capex	(0.1)	(0.5)	(0.5)	(0.5)	(0.5)
Other investments	0.0	0.0	0.0	0.0	0.0
<b>Investing Cash Flow</b>	<b>(0.1)</b>	<b>(0.5)</b>	<b>(0.5)</b>	<b>(0.5)</b>	<b>(0.5)</b>
Net interest received / (paid)	(0.6)	0.2	0.1	0.1	0.1
Debt draw down / (repayment)	(2.4)	0.0	0.0	0.0	0.0
Dividends paid	0.0	0.0	0.0	0.0	(0.7)
Equity raised / (repaid)	23.0	0.0	0.0	0.0	0.0
<b>Financing Cash Flow</b>	<b>20.0</b>	<b>0.2</b>	<b>0.1</b>	<b>0.1</b>	<b>(0.6)</b>
Non-operating & Other	(13.7)	0.0	0.0	0.0	0.0
<b>Inc/(Dec) in Cash</b>	<b>4.8</b>	<b>(1.7)</b>	<b>(1.6)</b>	<b>0.2</b>	<b>1.2</b>

<b>Balance Sheet (A\$M)</b>	<b>FY18A</b>	<b>FY19E</b>	<b>FY20E</b>	<b>FY21E</b>	<b>FY22E</b>
Cash & Equivalents	5.2	3.5	1.9	2.1	3.4
Receivables	0.7	0.9	1.1	1.9	2.8
Inventories	0.0	0.0	0.0	0.0	0.0
Other Current Assets	0.1	0.1	0.1	0.1	0.1
PPE and Exploration & Development	0.7	1.1	1.4	1.8	2.1
Deferred tax asset	0.0	0.0	0.0	0.0	0.0
Other Non Current Assets	0.5	0.5	0.5	0.5	0.5
<b>Total Assets</b>	<b>7.2</b>	<b>6.1</b>	<b>5.0</b>	<b>6.4</b>	<b>8.8</b>
Payables and other current Liabilities	2.0	2.1	2.3	3.4	4.5
Short Term Debt	0.0	0.0	0.0	0.0	0.0
Long Term Debt	0.0	0.0	0.0	0.0	0.0
Other Non Current Liabilities	0.0	0.0	0.0	0.0	0.0
<b>Total Liabilities</b>	<b>2.0</b>	<b>2.2</b>	<b>2.3</b>	<b>3.4</b>	<b>4.6</b>
<b>Total Equity</b>	<b>5.2</b>	<b>3.9</b>	<b>2.6</b>	<b>2.9</b>	<b>4.3</b>
Net Cash/ (Debt)	5.2	3.5	1.9	2.1	3.3

<b>Substantial Shareholders</b>	<b>%</b>	<b>Date</b>
Code Nominees Pty Ltd	13.3%	
Finance West Pty Ltd	11.0%	Aug-18
Mr Matthew Fahey	3.8%	

Source: Company, IRESS, State One Stockbroking forecasts

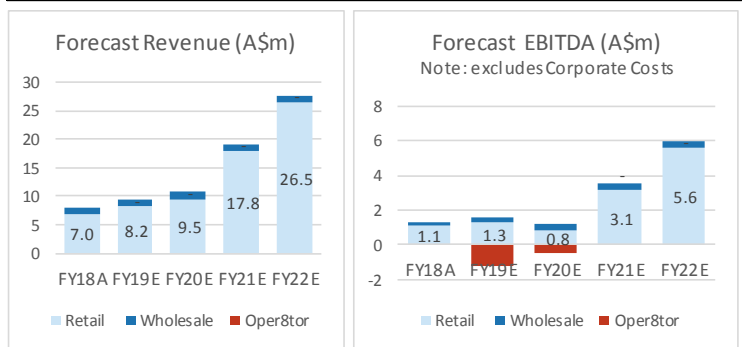
<b>Retail revenue</b>	<b>FY18A</b>	<b>FY19E</b>	<b>FY20E</b>	<b>FY21E</b>	<b>FY22E</b>
PBX users (begin year)	n/c	23,500	29,000	57,750	93,750
PBX users (end year)	n/c	29,000	57,750	93,750	129,750
<b>PBX users (average)</b>	<b>n/c</b>	<b>26,250</b>	<b>43,375</b>	<b>75,750</b>	<b>111,750</b>
Average new users per month	n/c	458	2,396	3,000	3,000
Average revenue/user (A\$pa)	n/c	312	220	235	237
Average revenue/user (A\$pm)	n/c	26	18	20	20
Revenue (A\$m)	7.0	8.2	9.5	17.8	26.5
Annual % change	n/c	17%	17%	87%	48%

<b>Wholesale revenue</b>	<b>FY18A</b>	<b>FY19E</b>	<b>FY20E</b>	<b>FY21E</b>	<b>FY22E</b>
Revenue (A\$m)	1.1	1.1	1.2	1.2	1.3
Annual % change	n/c	4%	4%	4%	4%

<b>Oper8tor revenue</b>	<b>FY18A</b>	<b>FY19E</b>	<b>FY20E</b>	<b>FY21E</b>	<b>FY22E</b>
Average monthly users	n/c	0	0	0	0
Monthly revenue per user (US\$)	n/c	0.0	0.0	1.0	1.0
Revenue (US\$m)	n/c	0	0	0	0
Revenue (A\$m) @ US\$0.75	n/c	0	0	0	0
Annual % change	n/c	na	na	na	na

<b>Group revenue (A\$m)</b>	<b>FY18A</b>	<b>FY19E</b>	<b>FY20E</b>	<b>FY21E</b>	<b>FY22E</b>
Retail business	7.0	8.2	9.5	17.8	26.5
Wholesale business	1.1	1.1	1.2	1.2	1.3
Oper8tor	0.0	0.0	0.0	0.0	0.0
<b>Group</b>	<b>8.1</b>	<b>9.3</b>	<b>10.7</b>	<b>19.0</b>	<b>27.7</b>
Annual % change	n/c	16%	15%	78%	46%

<b>Group EBITDA (A\$m)</b>	<b>FY18A</b>	<b>FY19E</b>	<b>FY20E</b>	<b>FY21E</b>	<b>FY22E</b>
Retail business	1.1	1.3	0.8	3.1	5.6
Wholesale business	0.2	0.4	0.4	0.4	0.4
Oper8tor	0.0	-1.3	-0.5	0.0	0.0
<b>Group (excluding Corporate)</b>	<b>1.3</b>	<b>0.4</b>	<b>0.7</b>	<b>3.5</b>	<b>6.0</b>
Annual % change	n/c	na	81%	413%	70%



<b>Valuation Ratios (x)</b>	<b>FY18A</b>	<b>FY19E</b>	<b>FY20E</b>	<b>FY21E</b>	<b>FY22E</b>
Normalised PER	-ve	-ve	-ve	71.6	10.6
EV (A\$m)	7	9	11	10	9
EV/EBITDA	-8.1	-4.9	-5.8	20.1	3.1
ROE (%)	-31%	-28%	-40%	11%	55%

<b>SOTP valuation</b>	<b>A\$m</b>	<b>A\$ps</b>	<b>Comments</b>
<b>Telco business</b>	<b>46</b>	<b>0.26</b>	DCF valuation
<b>Oper8tor</b>	<b>5</b>	<b>0.03</b>	Nominal value, State One estimate
<b>Group</b>	<b>51</b>	<b>0.29</b>	Sum of weighted target value for the Telco business and a nominal value for Oper8tor

Note: Per share data based on 175 million diluted shares

## Directors

(source: FY18 Annual Report)

### Nicholas Ong—Non-executive Chairman

Mr Ong was a Principal Adviser at the Australian Securities Exchange (ASX) and brings 14 years' experience in IPO, listing rules compliance and corporate governance. Mr Ong has developed a wide network of clients in Asia-Pacific region and provides corporate and transactional advisory services through boutique firm Minerva Corporate Pty Limited. He is a member of the Governance Institute of Australia and holds a Bachelor of Commerce and a Master of Business Administration from the University of Western Australia.

Other directorships of Australian listed companies held by Mr Ong in the last three years are:

Current: Helios Energy Limited, CoAssets Limited, Arrow Energy Limited and Black Star Petroleum Limited.

Previous: Excelsior Gold Limited, Auroch Minerals Limited, Fraser Range Metals Group Limited, Tianmei Beverage Group Corporation Limited, Bojun Agriculture Holdings Limited and Jiajiafu Modern Agriculture Limited.

### Winnie Lai Hadad—Non-Executive Director (Appointed 1 January 2018)

Ms Lai Hadad has expertise in change management, corporate governance and business process improvement and has been involved in listings on the Australian Securities Exchange. Ms Lai Hadad has been involved with both investments into China and out-bound investment from China. Her past roles include implementing Coca-Cola bottling strategies into Greater China and administering the first Chinese direct investment in an iron ore mine in the Pilbara Region of Western Australia.

Ms Lai Hadad has not held any other directorships of Australian listed companies in the last three years

Ms Lai Hadad is a lawyer admitted to practice in Western Australia, a qualified CPA, holds a BA, BCom and MSc, and is a graduate of both the Australian Institute of Company Directors and Governance Institute of Australia.

### Matthew Fahey—Managing Director and CEO

Mr Fahey is Vonex Telecom's Chief Executive Officer and joined the Board as Managing Director. Mr Fahey joined Vonex Limited in 2013, through the Vonex Group's acquisition of iTrinity (IP Voice & Data) where he had served as Sales Director. Mr Fahey brings with him 20 years' of extensive experience in building and managing telecommunications companies with a well-regarded reputation in the industry for channel partner programs as well as excellence in VoIP and Telco. 2014 saw amazing growth for Vonex winning the CRN Fast50 award for fastest growing IT company in Australia.

In January 2018 Mr Fahey was appointed as Chief Executive Officer and Managing Director and sees significant opportunities for the Vonex business both in Australia and internationally. Mr Fahey is focused on driving marketing, sales and the continued development of diverse products in order to accelerate business growth and expand Vonex's market share.

Mr Fahey has not held any other directorships of Australian listed companies in the last three years.

### Matthew Foy—Joint Company Secretary

Mr Foy was previously a Senior Adviser at the ASX and has ten years' experience in facilitating the compliance of listed companies. Mr. Foy is a qualified Chartered Secretary and has reviewed and approved the listing of over 40 companies during his tenure at the ASX. Mr. Foy is also Company Secretary of ASX-listed Arrow Resources Limited, Protean Energy Limited, XTD Limited and Emergent Resources Limited.

Mr Foy is a member of the Australian Institute of Company Directors, Governance Institute Australia, has a Graduate Diploma (Applied Finance) from FINSIA and a B. Com from the University of Western Australia.

### David Vilensky—Non-Executive Director

Mr Vilensky is a practicing corporate lawyer and the managing director of Perth law firm Bowen Buchbinder Vilensky. He has more than 30 years' experience in the areas of corporate and business law and in commercial and corporate management. Mr Vilensky practices mainly in the areas of corporate and commercial law, mergers and acquisitions, mining and resources, trade practices and competition law and complex dispute resolution. Mr Vilensky acts for a number of listed and private companies and advises on directors' duties, due diligence, capital raisings, compliance with ASX Listing Rules, corporate governance and corporate transactions generally.

Other directorships of Australian listed companies held by Mr Vilensky in the last three years are:

Current: Zambezi Resources Limited, Latin Resources Limited.

Mr Vilensky has a Bachelor of Arts and a Bachelor of Laws from the University of Cape Town and is a member of the Law Society of Western Australia.

### Daniel Smith—Joint Company Secretary

Mr Smith has primary and secondary capital markets expertise, having been involved in a number of IPOs and capital raisings. Mr Smith is a director of Minerva Corporate, a private corporate consulting firm. Mr Smith is currently a director and company secretary of ASX and AIM-listed Europa Metals Limited and ASX-listed Lachlan Star Limited and HIPO Resources Limited, and is Company Secretary for Taruga Minerals Limited and Love Group Global Limited.

Mr Smith holds a BA and is a member of the Australian Institute of Company Directors and the Governance Institute of Australia.

Alan Hill  
Executive Chairman  
Phone: +61 8 9288 3388  
[ahill@stateone.com.au](mailto:ahill@stateone.com.au)

Ric Heydon  
Equities & Derivatives Advisor  
Phone: +61 8 9288 3307  
[rheydon@stateone.com.au](mailto:rheydon@stateone.com.au)

Mark Sullivan  
Institutional Dealer  
Phone: +61 2 9024 9134  
[msullivan@stateone.com.au](mailto:msullivan@stateone.com.au)

Thomas Tan  
Equities Advisor  
Phone: +61 2 9024 9131  
[ttan@stateone.com.au](mailto:ttan@stateone.com.au)

Morris Levitzke  
Equities Advisor  
Phone: +61 8 9288 3315  
[mlevitzke@stateone.com.au](mailto:mlevitzke@stateone.com.au)

Graeme Johnson  
Equities & Derivatives Advisor  
Phone: +61 8 9288 3316  
[gjohnson@stateone.com.au](mailto:gjohnson@stateone.com.au)

Yitz Barber  
Equities Advisor  
Phone: +61 2 9024 9107  
[ybarber@stateone.com.au](mailto:ybarber@stateone.com.au)

Tammie Wong  
Equities Advisor  
Phone: +61 2 9024 9133  
[twong@stateone.com.au](mailto:twong@stateone.com.au)

Dawn Chia  
Business Development Manager  
Phone: +61 8 9288 3336  
[Dawn.Chia@stateone.com.au](mailto:Dawn.Chia@stateone.com.au)

David Zhang  
Equities Advisor  
Phone: +61 2 9024 9130  
[dzhang@stateone.com.au](mailto:dzhang@stateone.com.au)

David Brennan  
Senior Investment Analyst  
Phone: +61 2 9024 9142  
[dbrennan@stateone.com.au](mailto:dbrennan@stateone.com.au)

Wayne Osterberg  
Equities Advisor  
Phone: +61 8 9288 3318  
[Wayne.Osterberg@stateone.com.au](mailto:Wayne.Osterberg@stateone.com.au)

#### General Advice Warning

The contents of this document have been prepared without taking account of your objectives, financial situation or needs. You should, before taking any action to acquire or deal in, or follow a recommendation (if any) in respect of any of the financial products or information mentioned in this document, consult your own investment advisor to consider whether that is appropriate having regard to your own objectives, financial situation and needs.

Whilst State One Stockbroking Ltd believes information contained in this document is based on information which is believed to be reliable, its accuracy and completeness are not guaranteed and no warranty of accuracy or reliability is given or implied and no responsibility for any loss or damage arising in any way for any representation, act or omission is accepted by State One Stockbroking Ltd or any officer, agent or employee of State One Stockbroking Ltd. If applicable, you should obtain the Product Disclosure Statement relating to the relevant financial product mentioned in this document (which contains full details of the terms and conditions of the financial product) and consider it before making any decision about whether to acquire the financial product.

#### Disclosure

The directors and associated persons of State One Stockbroking Ltd may have an interest in the financial products discussed in this document and they may earn brokerage, commissions, fees and advantages, pecuniary or otherwise, in connection with the making of a recommendation or dealing by a client in such financial products.

#### Note: State One Stockbroking was Lead Manager and Underwriter for Vonex's IPO in June 2018

The Research Analyst who prepared this report hereby certifies that the views expressed in this research document accurately reflect the analyst's personal views about the company and its financial products. The research analyst has not been and will not be receiving direct or indirect compensation for expressing the specific recommendations or views in this report.

This research at all times remains the property of State One Stockbroking Ltd. And as such cannot be reprinted, distributed, copied, posted on the internet, in part or whole, without written prior approval from an Executive Director of State One Stockbroking Ltd.